

**EVALUATION AND IMPACT ASSESSMENT OF
'SCHEME OF RESEARCH/STUDIES, MONITORING AND EVALUATION OF
DEVELOPMENT SCHEMES INCLUDING PUBLICITY'**



REPORT



**Centre for Management Development
Thiruvananthapuram
December 2014**

Acknowledgements

The Centre for Management Development, Thiruvananthapuram, wishes to express its sincere gratitude to the Ministry of Minority Affairs, Government of India for entrusting the Evaluation Study with us. A special word of thanks is due to Shri Anurag Bajpai, Director, Ministry of Minority Affairs, for his guidance, support and timely advice throughout the study.

We are greatly indebted to the State Level Implementing Officials of Sample States, District Officials and other Officials of sample Districts and Blocks for their kind cooperation and support extended towards the study. Our thanks are also due to all Peoples' representatives and other respondents for giving us the relevant data required for the study.

A special mention is due to all the faculty members and staff of CMD who have worked hard to prepare this report.

Dr. G. Suresh
Director, CMD

Contents

Introduction	1
Performance of the Scheme	9
Performance of the Scheme in Sample States	16
Awareness, Impact and Recommendations on the Scheme	

Background

- 1.1 The Ministry of Minority Affairs, Government of India is implementing the Central Sector Scheme 'Scheme of Research/Studies, Monitoring and Evaluation of Development Schemes including Publicity' intended to generate data and information of development deficits, successful schemes, strategies and approaches worth replicating, suggest specific programme interventions, plan mid-course corrective measures and policy options, etc., to ensure effective reach and implementation of programmes and schemes since November 19, 2007. After five years of successful implementation, the Ministry has now decided to take-up an evaluation of this Central Sector Scheme to assess its effectiveness towards meeting the broad objectives of the scheme.

Objectives of the Evaluation Study

- 1.2 The broad objectives of the evaluation study on 'Scheme of Research/Studies, Monitoring and Evaluation of Development Schemes including Publicity' are:
1. To evaluate and assess the impact of Multi-media campaign for publicity of schemes and programmes of the Ministry.
 2. To understand the requirement of publicity and suggest area/region specific means.
 3. To suggest areas for research/studies for policy interventions.
 4. To suggest effective mode for monitoring of schemes/programmes of the Ministry.
- 1.3 The specific objectives of the study include:

1. To understand on-going schemes and its broader impacts.
2. To understand the current level of monitoring and publicity of the schemes being implemented by the Ministry.
3. To understand the needs of target population.
4. To give practical suggestions to modify the scheme of MoMA

Coverage and Sampling for the Study

- 1.4 As decided by the Ministry of Minority Affairs, Government of India, the study covered a representative sample of male/female including students from minority concentration districts across the country. A multi stage sampling was adopted for the study. The sampling plan adopted for the study is discussed below in Table 1.1.

Table 1.1

Sampling Plan

Stage 1: Two states from each of the following six zones: North, North-East, East, Central, West and South.

Stage 2: From each state, two minority concentration districts are selected.

Stage 3: From each district, two blocks (rural) and two towns (urban) are selected.

Stage 4: From each Block, one Gram Panchayat (GP) and from each Town, one urban ward is selected.

Stage 5: From each District a total 84 persons were selected randomly (covering all the Blocks/GPs and Towns/Wards) for collection of data.

Stakeholders Identified for the Evaluation Study

- 1.5 The stakeholders identified for the evaluation study include:
- Members of Minority communities particularly in Minority Concentration Districts.
 - Officials from Ministry of Information and Broadcasting (Prasar Bharti, DAVP and NFDC).

- State Level Officers of the Scheme Implementing Departments.
- Peoples' representatives.
- Office bearers of organizations who have already taken up the research study and monitoring works.
- Representatives of Print Media agencies.

Based on the above, the coverage of the evaluation study is summarised in the following Tables 1.2 and 1.3:

Table 1.2
Coverage of the Evaluation Study

Particulars	Number
Zone	6
States	12
Union Territory	1
Districts	24
Blocks and GPs	48
Towns and Urban Wards	48

Table 1.3
Sample Size for the Evaluation Study

Stakeholder	Number
Implementing Officials from Ministry of Minority Affairs	-
Officials of Prasar Bharati/DAVP/NFDC	-
Members for Minority Community, Peoples Representatives	2016
State Level Implementing Officials	60
TOTAL	2076

Selection of States for the Study

- 1.6 Twenty nine states in the country were divided in to six zones based on their geographical position. From each zone, two states are selected for the study by generating random numbers. The selection of these states is validated by analysing the presence/concentration of population from minority community. The details of zone-wise selection of states are given in Table 1.4.

Table 1.4
States for the Evaluation Study

Sl. No.	State	Random Numbers Generated	Proposed States
North Zone		3,7	Punjab
1	Jammu & Kashmir		Uttar Pradesh
2	Himachal Pradesh		
3	Punjab		
4	Uttarakhand		
5	Haryana		
6	NCT of Delhi		
7	Uttar Pradesh		
8	Bihar		
North-East Zone		8,2	Assam
1	Sikkim		Arunachal Pradesh
2	Arunachal Pradesh		
3	Nagaland		
4	Manipur		
5	Mizoram		
6	Tripura		
7	Meghalaya		
8	Assam		
East Zone		1,3	West Bengal
1	West Bengal		Orissa
2	Jharkand		
3	Orissa		
Central Zone		3,1	Rajasthan
1	Rajasthan		Madhya Pradesh
2	Chhattisgarh		
3	Madhya Pradesh		
West Zone		1,3	Gujarat
1	Gujarat		Maharashtra
2	Goa		
3	Maharashtra		
South Zone		3,2	Kerala
1	Andhra Pradesh		Karnataka
2	Karnataka		
3	Kerala		
4	Tamil Nadu		

Selection of Districts and Blocks for the Evaluation Study

- 1.7 From each State, two districts, having minority community concentration was identified for the evaluation. From each district two blocks are also selected based on the same criteria. The districts and blocks selected and covered for the study is given below in Table 1.5:

Table 1.5
Districts and Blocks Covered

Sl. No.	Proposed States	Proposed Districts	Blocks
North Zone			
1	Punjab	Amritsar	Ajnala
			Rayya
2		Shahid Bhagat Singh Nagar	Nawanshahr
			Banga
3	Uttar Pradesh	Barabanki	Fatehpur
			Masauli
4		Bareilly	Shergarh
			Nawabganj
North-East Zone			
1	Arunachal Pradesh	Tawang	Mukto
			Tawang
2		West Kameng	Dirang
			Kalaktang
3	Assam	Dhubri	Debitola
			Bilasipara
4		Barpeta	Sarukhetri
			Mandia
East Zone			
1	West Bengal	Murshidabad	Lalgola
			Nabagram
2		24 South Parganas	Baruipur
			Falta
3	Orissa	Gajapati	R. Udaygiri
			Guma
4		Sundargarh	Nuagaon
			Subdega
Central Zone			
1	Rajasthan	Jaisalmer	Sam
			Sankra
2		Ganga Nagar	Ganga Nagar

Sl. No.	Proposed States	Proposed Districts	Blocks
			Padampur
3	Madhya Pradesh	Bhopal	Huzur
			Berasia
4		Indore	Indore
			Sanwer
West Zone			
1	Gujarat	Kachchh	Bhuj
			Abdasa
2		Baruch	Jambusr
			Amod
3	Maharashtra	Buldana	Shegaon
			Chikhli
4		Washim	Mangrulpir
			Karanja
South Zone			
1	Karnataka	Bidar	Bidar
			Homnabad
2		Gulbarga	Chitapur
			Afzalpur
3	Kerala	Malappuram	Tanur
			Tirurangadi
4		Wayanad	Kalpetta
			Sulthanbatherry
Union Territory			
1	Pondycherry	Mahe	Mahe
2		Karaikal	Nedungadu

Methodology

- 1.8 The methodology adopted for the evaluation study is indicated in the following table
- 1.6

Table 1.6
Methodology Adopted for the Evaluation Study

Specific Objectives	Broad Information Needs	Respondents	Tools
To understand on-going scheme and its broader impacts.	1. Secondary data on on-going scheme and programmes.	1. Ministry of Minority Affairs	Five Semi-structured Interview Schedules for
	2. Opinion of implementing agencies on the impact.	2. Ministry of Information and Broadcasting (Prasar Bharti, DAVP, NFDC)	1. Officials of MoMA
		3. Officers of State Government/Departments	2. Officials of DAVP 3. State Level Implementing Officials
To understand the current level of monitoring and publicity.	3. Present mode of monitoring.	4. Peoples' representatives.	4. People's representatives
	4. Impact of monitoring on implementation of programmes of the Ministry.	5. Office bearers of organizations who have already taken up the research study and monitoring works.	5. Members of Minority Community
	5. The reach of present Multi-media campaign and its impact.	6. Members of Minority communities particularly in Minority Concentration Districts.	
To understand the needs of target population.	6. Social, economic, political and environmental related needs.		
	7. Means of Media to be employed in a particular region/State.		
	8. The missing links in the publicity.		

Specific Objectives	Broad Information Needs	Respondents	Tools
To give practical suggestions to modify the scheme of Ministry of Minority Affairs	9. Suggestion of major stakeholders.		

Samples Covered

- 1.9 The actual number of samples covered in the selected States are given below in Table 1.7:

Table 1.7
Sample Covered - North Zone

Sl. No.	Particulars	Number	
		Uttar Pradesh	Punjab
1	State level implementing officials	3	3
2	People's representative	34	30
3	Minority community members	122	126
4	NGOs	1	2

North East Zone

Sl. No.	Particulars	Number	
		Ar. Pradesh	Assam
1	State level implementing officials	3	3
2	People's representative	32	33
3	Minority community members	124	123
4	NGOs	2	2

East Zone

Sl. No.	Particulars	Number	
		West Bengal	Orissa
1	State level implementing officials	3	3
2	People's representative	30	32
3	Minority community members	126	124
4	NGOs	1	2

Central Zone

Sl. No.	Particulars	Number	
		Rajasthan	Madhya Pradesh
1	State level implementing officials	3	3
2	People's representative	34	30
3	Minority community members	122	126
4	NGOs	1	2

West Zone

Sl. No.	Particulars	Number	
		Gujarat	Maharashtra
1	State level implementing officials	3	3
2	People's representative	30	32
3	Minority community members	126	124
4	NGOs	1	2

South Zone			
Sl. No.	Particulars	Number	
		Karnataka	Kerala
1	State level implementing officials	3	3
2	People's representative	33	32
3	Minority community members	123	124
4	NGOs	2	2

Union Territory		
Sl. No.	Particulars	Number
1	State level implementing officials	3
2	People's representative	32
3	Minority community members	124
4	NGOs	1

Tools Used for the Evaluation Study

1.10 The following interview tools were used for eliciting data for the evaluation study.

Table 1.8
Tools Used for the Study

Stakeholder	Tool Suggested
Implementing Officials from Ministry of Minority Affairs	Questionnaire
Officials from Ministry of Information and Broadcasting	Questionnaire
Officials of Prasar Bharati/DAVP/NFDC	Questionnaire
State Level Implementing Officials	Interview Schedule
Members for Minority Community	Interview Schedule/FGD Schedule
Peoples Representatives	Interview Schedule
NGO Representatives	Interview Schedule

Chapterisation Plan

1.11 This report is structured in four chapters. The first chapter gives an introduction to the evaluation study. Chapter two covers the national level performance of the scheme. Performance of the scheme in the sample states/districts/blocks are described in in third chapter. The last chapter discusses the impact of the scheme along with findings and recommendations.

2. PERFORMANCE OF THE SCHEME

Introduction

2.1 The central sector scheme 'Scheme of Research/Studies, Monitoring and Evaluation of Development Scheme including Publicity' was launched in November 2007. Under this scheme, financial assistance is given to research institutions/organisations that have the expertise to undertake purposeful studies on the problems and requirements of minorities, including surveys and concurrent monitoring of various schemes. Besides this, the scheme also provides assistance for multi-media campaigns, using the print and electronic media, as well as outdoor publicity for dissemination of information to generate awareness relating to various schemes and programmes for the welfare of minorities. The major objectives of the scheme include:

- To generate information and database on problems and requirements of minorities through operation research/market research/action research.
- To collect information about development deficits through baseline surveys.
- Concurrent monitoring of schemes being implemented by Ministry of Minority Affairs
- To formulate annual media plan and carryout IEC activities through multi media campaign involving print media, electronic media and outdoor publicity for dissemination of information to generate awareness relating to schemes/programmes and initiatives for minorities.
- To give wider publicity to Prime Minister's 15 Point Programme for welfare of minorities and Multi-sectoral Development Programme (MsDP), which are flagship programmes of the Ministry.
- To support organisation of workshop/seminars/conferences on the subjects relevant to minorities.

2.2 With these objectives, under this scheme, Ministry has commissioned a number of research/baseline /monitoring/ impact assessment studies as well as IEC activities

so as to popularise the schemes of the Ministry. Details of these activities are detailed in the following pages.

Research/Studies taken-up under the Scheme

- 2.3 As mentioned earlier, the scheme was operational from 2007-08. Since its inception, twelve research/studies were commissioned under this scheme by the Ministry. The research studies taken-up so far are given below in Table 2.1:

Table 2.1
Research Studies takenup by MoMA

Baseline Survey of all Minority Concentration Districts
Impact Study of Coaching and Allied Scheme
Monitoring/Evaluation of various Schemes through 150 National Level Monitors
Special Study on Representation of Minorities in Ministry of Railways and Department of Posts
Impact Study on Implementation of Maulana Azad National Scholarship Scheme for Meritorious Girl Students belonging to Minorities
Evaluation Studies on the Scholarship Schemes of Ministry of Minority Affairs
End-line Study on MsDP for 24 Districts in 20 States
Evaluation and Impact Assessment Study of Maulana Azad National Fellowship
Evaluation and Impact Assessment Study of Pre-Matric Scholarship Schemes
Evaluation and Impact Assessment Study of Research/Studies, Monitoring and Evaluation of Development Schemes including Publicity
Baseline Survey for Leadership Development of Minority Women
Evaluation and Impact Assessment Study of Merit-cum-Means based Scholarship Scheme

- 2.4 Apart from the above, thirty seven expert organisations were empanelled by the Ministry during 2012-13 for taking-up various research/studies on problems, issues and requirement of notified Minorities in the country.

Publicity Activities Taken-up under the Scheme

- 2.5 From 2009-10 onwards, the publicity activities under the scheme were based on Annual Media Plan prepared with the support of Directorate Advertising and Visual

Publicity, Government of India (DAVP). Prior to that, multi media campaigns through print and electronic media for dissemination of information on schemes/programmes/activities of Ministry were done through DAVP based on time to time requirements. The major activities undertaken under information dissemination include:

Table 2.2
Information Dissemination Activities by MoMA

Print Advertisement on Social Inclusion – 147 English News Papers, 447 Hindi News Papers, 261 Urdu News Papers, and 303 Regional Language News Papers (2009-10)
Print Advertisement on Scholarship Schemes - 147 English News Papers, 447 Hindi News Papers, 261 Urdu News Papers, and 303 Regional Language News Papers (2009-10)
Radio Jingles on Schemes/Programmes of Ministry – AIR National News, Vividh Bharati, FM, Regional News Channels (2009-10)
Commercial Jingles – Doordarshan National Network, Regional Kendras of Doordarshan (2009-10)
Print Advertisement on Social Inclusion – 194 English News Papers, 631 Hindi News Papers, 495 Urdu News Papers, and 473 Regional Language News Papers (2010-11)
Print Advertisement on Free Coaching and Scholarship Schemes - 194 English News Papers, 631 Hindi News Papers, 495 Urdu News Papers, and 473 Regional Language News Papers (2010-11)
Radio Jingles on Schemes/Programmes of Ministry – AIR National News, Vividh Bharati, FM, Regional News Channels (2010-11)
Commercial Jingles – Doordarshan National Network, Regional Kendras of Doordarshan (2010-11)
Advertisement on Schemes of Ministry - 138 English News Papers, 190 Hindi News Papers, 455 Urdu News Papers, and 306 Regional/Other Language News Papers (2011-12)
Radio Jingles - 5 Numbers - AIR National News, Vividh Bharati, FM, Regional News Channels (including 27 North Eastern Stations) (2011-12) in two phases
Video Spots – 5 Numbers – in Hindi and Regional Languages - Doordarshan National Network, Regional Kendras of Doordarshan (2011-12)
Posters and Leaflets in English, Hindi, Urdu and Regional Languages through DAVP – Distribution in MCDs and other Selected Areas (20000 addresses including schools and educational institutions) (2011-12)
Print Advertisements on News Papers – 1154 News Papers (English, Hindi, Urdu and Regional Languages) (2012-13)
Audio Spots and Jingles on Schemes/Programmes of Ministry – AIR Network and Private FM Channels throughout the Country (2012-13)

Video Spots – Doordarshan National Network, Regional Kendras of Doordarshan including North East Kendras (2012-13)

Commercials on Schemes/Programmes of Ministry – 4475 Digital Cinema Theatres (61 Theatres in North East) (2012-13)

Documentary Films relevant to Minorities by National Film Development Corporation – 5 Number (2012-13)

Pamphlets and Leaflets in English, Hindi, and Urdu for mass distribution (2012-13)

Print Advertisements through DAVP – 5916 Number (Hindi, English, Urdu and Regional Languages) (2013-14)

Radio Jingles (5 Numbers on PM's 15 Point Programme, Pre-Matric/Post Matric/Merit cum Means Scholarship Scheme and Free Coaching and Allied Scheme, 130 days, 35 to 40 sec duration) – AIR/Private Network Network in Hindi, Assamese, Bengali, Punjabi, Marathi, Gujarati, Malayalam, Tamil Kannada and Telugu (37 Vividh Bharati Stations ,24 FM Channels, National News and 190 Primary and Local Radio Channels) (2013-14)

Television Commercials (TVCs) - (5 Themes on PM's 15 Point Programme, Pre-Matric/Post Matric/Merit cum Means Scholarship Scheme and Free Coaching and Allied Scheme, 180 days, 30 to 40 sec duration) – Doordarshan Network in Hindi, Assamese, Bengali, Punjabi, Marathi, Gujarati, Malayalam, Tamil Kannada and Telugu (2013-14)

Audio Spots/Jingles of 60 sec duration on 12 Schemes of Ministry

Sponsored Radio Programmes of 15 min duration on 12 Schemes of Ministry (2013-14)

Video Spots on 11 Schemes of Ministry with 60 sec duration each (2013-14)

TVCs through Digital Cinema Theatres (2046 Theatres – 73 Theatres in North East region) (2013-14)

Documentary on Schemes and Programmes of Ministry (ETV – Urdu and DD – Urdu, Nation-wide Broadcasting, 16 min duration) (2013-14)

Publicity Activities at IITF (Hoardings, Social Messages on Tickets and Business Pass) (2013-14)

Publicity Activities at Suraj Kund International Craft Fair (2013-14)

Publicity of Prime Minister's 15 Point Programme in the Bharat Nirman Campaign (2013-14)

Quarterly Tri Lingual Magazine 'Minority Today' show casting Ministry's Schemes/Programmes (Hindi, English and Urdu) (2013-14)

Calendar of 2014 showcasing Schemes/Programmes of Ministry of Minority Affairs (2012-13)

'Minority Cyber Gram' for Digital Literacy of Minorities (PPP Mode, Chandauli Village, Alwar District, Rajasthan) (2013-14)

Workshops/Conferences/Seminars

2.6 From 2012-13 onwards the Ministry is funding for conferences/workshops/seminars on various subjects relating to welfare of minority community in the country. The activities taken-up so far under this component include:

Table 2.3
Workshops/Conferences/Seminars by MoMA

National Seminar on Minorities Women Empowerment (Amethi, 2012-13)
National Seminar on Multi Culturalism and Law (Aligarh, 2012-13)
National Seminar on Understanding Minority Rights, Constitution and Law (Dehradun, 2012-13)
National Seminar on Secularism, Minority Rights and Constitution at Hyderabad (Hyderabad, 2012-13)
Southern Regional Conference of NGOs for Awareness of the Schemes and Programmes of Ministry
Workshops/Seminars/Conferences on Awareness Issues (141 numbers, covering 20 States) (2013-14)

Financial Performance of the Scheme

The financial performance of the scheme is discussed in the following paragraphs.

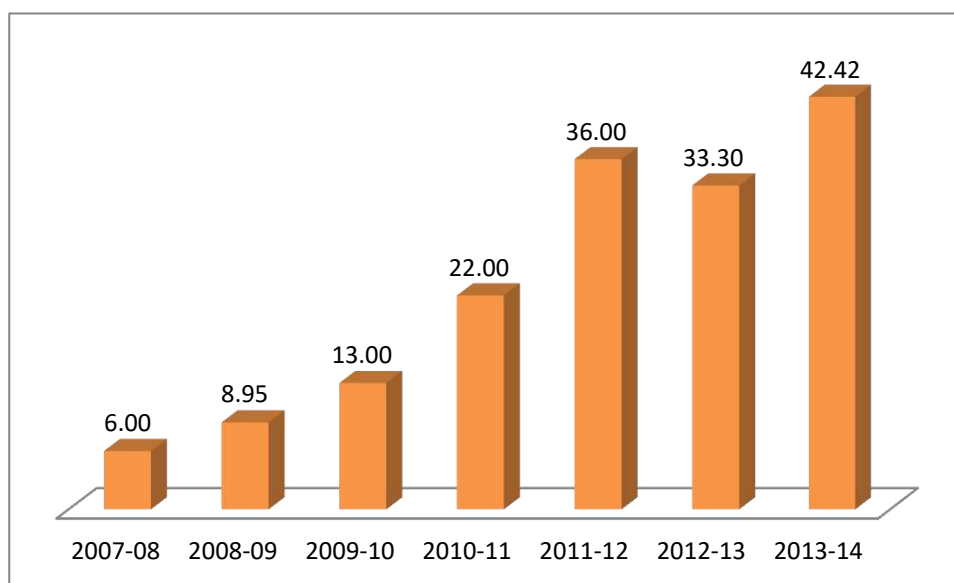
Allocation of Fund under the Scheme

The allocation of fund under the scheme from 2007-08 is given in the following table 2.4

Table 2.4
Allocation of Fund for the Scheme

Year	Allocation (Rs. Crores)
2007-08	6.00
2008-09	8.95
2009-10	13.00
2010-11	22.00
2011-12	36.00
2012-13	33.30
2013-14	42.42
Total	161.67

Chart 2.1 – Allocation of Fund under the Scheme (in Rs. Cr.)



2.7 As shown above, the allocation under the scheme is showing an increasing trend except during 2012-13. During the first year of its operation the scheme only had an allocation of Rs.6.00 Cr., which has increased seven folds in the seventh year of its operation. During the last two years, i.e., 2012-13 and 2013-14, the allocations for media component (publicity activities alone) are Rs. 31.00 Cr. and Rs.39.22 Cr. respectively, which shows the importance Ministry giving to publicity activities. Even though, the allocation for research activities are minimal compared to the publicity activities, it also shows an increasing trend over years.

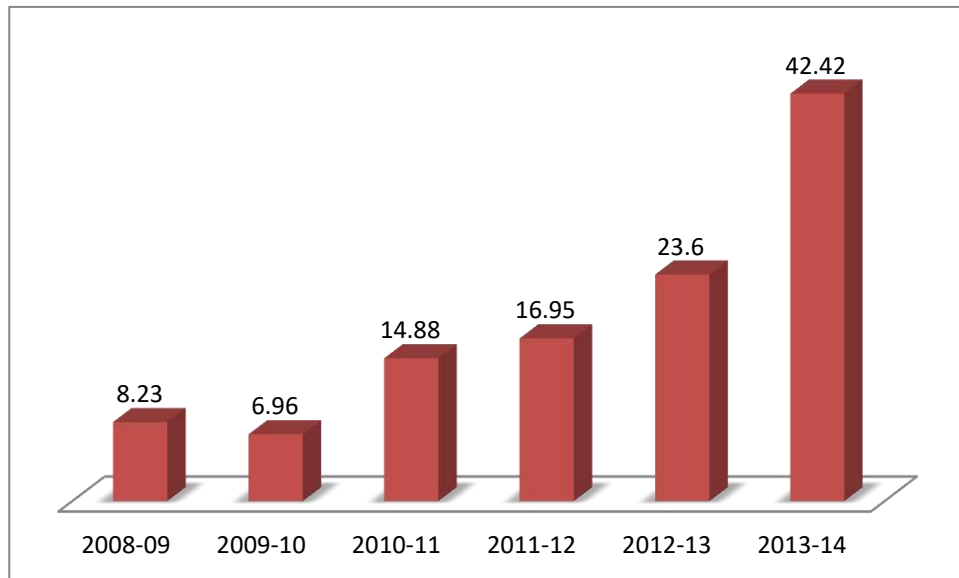
Utilization of Fund under Various Components

2.8 Fund under the scheme 'Research/Studies, Monitoring and Evaluation of Development Schemes including Publicity' are utilized mainly for publicity activities intended for creating awareness among minority communities on the activities/schemes/ programmes of the Ministry. The utilization figures are given in the following table 2.5.

Table 2.5

Utilization of Fund under the Scheme

Year	Utilization (Rs. Crores)	Percentage of Utilization
2008-09	8.23	91.96
2009-10	6.96	53.54
2010-11	14.88	67.64
2011-12	16.95	47.08
2012-13	23.60	70.87
2013-14	42.42	100.00
Total	113.04	72.62

Chart 2.2- Utilization of Fund under the Scheme (in Rs. Cr.)

2.9 As given in the table above, the utilization figure also shows an increasing trend over years. During the initial year the utilization was Rs.8.23 Cr. which has increased to Rs.42.42 Cr. during the last year of reference period of the study. As of 2013-14 as much as 72.62 per cent of the total allocation has been utilized under various components of the scheme.

3. PERFORMANCE OF THE SCHEME IN SAMPLE STATES

3.1 This chapter deals with the survey findings of the evaluation studies carried out in twelve States and one Union Territory chosen from the various regions of the country. In each of the sample States/UT, field studies were done in two Districts having maximum minority concentration. The survey findings are presented zone wise in this chapter based in the following Zones/UT:

- North Zone
- North-East Zone
- East Zone
- Central Zone
- West Zone
- South Zone
- Union Territory

I. NORTH ZONE

3.2 The two States covered under evaluation studies in North Zone are Punjab and Uttar Pradesh. The districts and blocks covered in North Zone and the sample size of stakeholders surveyed in this Zone are given below in Table 3.1 and Table 3.2:-

Table 3.1
Coverage (North Zone)

Sl. No.	States	Proposed Districts	Blocks
North Zone			
1	Uttar Pradesh	Barabanki	Fatehpur
			Masauli
		Bareilly	Shergarh
			Nawabganj
2	Punjab	Amritsar	Ajnala
			Rayya
		Shahid Bhagat Singh Nagar	Nawanshahr
			Banga

Table 3.2
Sample Covered (North Zone)

Sl. No.	Stakeholder	Number	
		Uttar Pradesh	Punjab
1	State level implementing officials	3	3
2	People's representative	34	30
3	Minority community members	122	126
4	NGOs	1	2

3.3 A. UTTAR PRADESH

3.3.1 Uttar Pradesh, a State located in northern India, was created on 1st April 1937 as the United Provinces, and later renamed as Uttar Pradesh in 1950. Uttar Pradesh is the most populous State in the country as well as the most populous country subdivision in the world. It is also the fourth largest Indian State by area, which spreads over an area of 2, 40,928 sq. km. It plays a major role in administrative set up of the nation as it is having the highest number of lok sabha seats (80).

3.3.2 The State is bordered by Rajasthan to the west, Haryana and Delhi to the northwest, Uttarakhand and the country of Nepal to the North, Bihar to the east, Jharkand to the southeast, Chhattisgarh to the south and Madhya Pradesh to the southwest. Lucknow is the administrative capital of Uttar Pradesh. Agriculture and service industries are the largest parts of the state's economy.

Demographic Details

3.3.3 As per the Census 2011, the State's population is 19, 95, 81,477 of which 10, 45, 96,415 are males. The State has been divided into 75 districts, 820 development blocks and 12 Nagar Nigams for the administrative purpose. More details are given below in Table3.3.

Table 3.3
Demographic Details

Sl. No.	Particulars	Details
1	Geographical Area	240928 sq. km.
2	Population	199581477
	Male	104596415
	Female	94985062
3	No. of Districts	75
4	No. of Cities & Towns	689
5	No. of Blocks	820

Minorities in the State

- 3.3.4 The various minority communities present in the State are Muslims, Christians, Sikhs, Buddhists and Jains.

Minority Population

- 3.3.5 The total minority population of the State is 3, 21, 39,937, which is 16.10 percent of the total population of the State. However, of the total minority population around 97 percent is Muslims. More details regarding the minority population are given below in Table 3.4:-

Table 3.4
Minority Population

Sl. No.	Particulars	Population	Percentage to Total Population
1	Total Population	19,95,81,477	
2	Total Minority Population	3,21,39,937	16.10
a	Muslims	3,07,40,158	15.40
b	Sikhs	6,78,059	0.34
c	Buddhists	3,02,031	0.15
d	Christians	2,12,578	0.11
e	Jains	2,07,111	0.10

Minority Concentrated Districts

3.3.6 Of the total minority concentrated districts (MCDs) in the country, Uttar Pradesh accounts for 21 MCDs, the highest number for any State. Further, all the 21 MCDs are Muslim minority districts. The MCDs in the State and the population share of Hindus and Muslims are given below in Table 3.5:-

Table 3.5
MCDs & Population Share

Sl.No.	Name of MCD	Population Share of Hindu (%)	Population Share of Muslim (%)
1	Bulandshahar	87	13
2	Budaun	63	37
3	Barabanki	67	33
4	Kheri	NA	NA
5	Shahjahanpur	70	25
6	Moradabad	56	30
7	Rampur	45	52
8	Jyotiba Phule Nagar	67	30
9	Bareilly	NA	NA
10	Pilibhit	70	21
11	Bahraich	68	27
12	Shrawasti	81	19
13	Balrampur	63	37
14	Siddharthnagar	59	41
15	Bijnor	60	38
16	Lucknow	85	15
17	Saharanpur	NA	NA
18	Meerut	NA	NA
19	Muzaffarnagar	NA	NA
20	Baghpat	NA	NA
21	Ghaziabad	NA	NA

Schemes of Ministry of Minority Affairs Implemented for the Welfare of Minority Communities

3.3.7 Various schemes for the welfare of minority communities are implemented by the Ministry of Minority Affairs in Uttar Pradesh, which can be categorized into two, Educational Empowerment and Area Development Schemes. The Department of

Minority Affairs and Wakf Board are the Government agencies responsible for implementing these schemes in Uttar Pradesh.

I. Educational Empowerment

- a. Merit cum Means Scholarship for Professional and Technical courses for Minorities (McMSS)
- b. Pre metric Scholarship for Minorities (Pre Mat SS)
- c. Post Metric Scholarship for Minorities (Post Mat SS)
- d. Free coaching and Allied scheme (FC&AS)
- e. Maulana Azad National Fellowship Scheme

II. Area Development

- a. Multi Sectoral Development Programme (MSDP)
- b. PM's 15 Point Programme

III. Leadership Development of Minority Women

IV. Schemes run by Subordinate Organizations

- a. Micro Finance scheme of National Minorities Development and Finance Corporation(NMDFC)

Performance of Schemes – Educational Empowerment Programmes

3.3.8 The details regarding the year-wise performance of educational empowerment programmes are given below:-.

Coverage of Schemes

3.3.9 Regarding the coverage of educational empowerment programmes, the performance of all the four programmes show an upward trend, except Free Coaching and Allied Scheme. The details of financial as well as physical performance of Free Coaching and Allied Scheme is not available from the state. During the initial period the programmes covered 93 percent of the districts in the State and currently the programmes cover the entire districts of the State.

Physical Performance of Schemes

3.3.10 The physical achievement of educational empowerment programmes has been more than 100 percent since the year of its implementation. The achievement of Pre Mat SS and Post Mat SS programmes during the previous year (2013-14) have been even close to 200 percent.

Financial Performance of Schemes

3.3.11 The Ministry of Minority Affairs has earmarked Department of Minority Affairs and Wakf Board, State level implementing agencies of minority schemes a good quantum of fund towards implementing the educational empowerment programmes. The financial achievement has come to Rs. 43772.21 Lakhs during 2013-14 when compared to Rs. 796.07 Lakhs during the initial year of implementation of schemes, 2007-08. Around 60 percent of the total funds for educational empowerment schemes have been spent for Pre Mat SS scheme in the year 2013-14.

Table 3.6
Districts Covered

Sl. No.	Schemes	2007-08	2008 - 09	2009 - 10	2010 - 11	2011 - 12	2012 - 13	2013 - 14
1	Pre Mat SS	NA	70	70	71	72	75	75
2	Post Mat SS	NA	70	70	71	72	75	75
3	McM SS	70	70	70	71	72	75	75
4	FC&AS	NA	NA	NA	NA	NA	NA	NA

Table 3.7**Physical Achievement- Educational Empowerment Schemes**

Sl. No.	Schemes	2007-08		2008 - 09		2009 -10		2010 - 11		2011 - 12		2012 - 13		2013 - 14	
		T	A	T	A	T	A	T	A	T	A	T	A	T	A
1	Pre Mat SS	NA	NA	50569	97785	252832	371189	337109	465812	573086	971245	674218	1089486	674218	1262382
2	Post Mat SS	NA	NA	21065	31995	50556	53928	67422	90386	88491	138138	82950	193361	82950	165783
3	McM SS	3371	3539	3371	4268	3371	4808	3371	6962	3371	6634	10113	11647	10113	16942
4	FC&AS	NA	675	NA	685	NA	150	NA	225	NA	980	NA	1695	NA	2110

Table 3.8**Financial Performance - Educational Empowerment Schemes**

(Amount in Rs. lakhs)

Sl. No.	Schemes	2007-08	2008 - 09	2009 - 10	2010 - 11	2011 - 12	2012 - 13	2013 - 14
1	Pre Mat SS	NA	1298.00	4863.00	6527.00	14811.00	20425.00	25935.00
2	Post Mat SS	NA	1646.00	2478.00	4642.00	7481.00	3672.00	12990.00
3	McM SS	694.00	1082.00	1447.00	1797.00	1617.00	2914.00	4383.00
4	FC&AS	102.07	82.25	80.11	53.09	150.19	343.62	464.21

Table 3.9
Performance of Maulana Azad National Fellowship Scheme

Sl. No.	Year	New	Renewal
		Numbers	
1	2008-09	NA	NA
2	2009-10	130	NA
3	2010-11	121	130
4	2011-12	130	251
5	2012-13	NA	NA
6	2013-14	NA	NA

3.3.12 The details on the Maulana Azad National Fellowship Scheme show that the scheme has not been implemented during the last two years. However it is reported that the scheme is in progress in the current financial year (2014-15).

Performance of Schemes – Area Development Programmes

3.3.13 The area development schemes implemented in the State are Multi Sectoral Development Programme (MSDP) and PM's 15 Point Programme.

Multi Sectoral Development Programme (MSDP)

The physical and financial performances of the scheme are explained below.

Physical Performance

3.3.14 The details regarding the performance of the scheme is given below in Table 3.9. The coverage of the scheme is maximum during the years 2013-14 and 2010-11, covering 50 districts.

Table 3.10
Performance of MSDP

Sl No.	Year	No: of Districts Covered	Amount (in Rs. lakh)
1	2008-09	13	24886.15
2	2009-10	40	44227.48
3	2010-11	50	34996.18
4	2011-12	27	11613.11
5	2012-13	22	39234.12
6	2013-14	50	27080.27

Financial Performance

3.3.15 The financial performance of the scheme is given below in Table3.10. It is observed that the financial achievement is maximum during the year 2009-10 and minimum during the year 2011-12.

Performance of Scheme - PM's 15 Point Programme

3.3.16 The performance of PM's 15 point programme is given below in Table3.11. Almost all schemes under the PM's 15 point programme have been implemented in the State from 2007-08 onwards.

Table 3.11
Physical Performance of PM's 15 Point Programme

Sl. No	Schemes	Year													
		2007-2008		2008-2009		2009-2010		2010-2011		2011-2012		2012-2013		2013-2014	
		Target	Ach.	Target	Ach.	Target	Ach.	Target	Ach.	Target	Ach.	Target	Ach.	Target	Ach.
1	No. of Primary Schools Constructed	241	241	901	753	291	287	6	6	0	0	NA	NA	0	0
2	No. of Upper primary Schools Constructed	693	538	1572	1306	1153	1153	363	386	385	382	NA	NA	0	0
3	No. of Addl Class Rooms Constructed	8646	9012	3779	3779	1939	1939	1710	1710	5987	5708	5088	4670	0	0
4	No. of Posts for Teachers Sanctioned	5198	4339	5729	1031	1516	1516	7598	5000	18	0	NA	NA	0	0
5	No. of new Primary Schools Opened	241	252	901	901	301	301	6	6	0	0	NA	NA	0	0
6	No. of New Upper Primary Schools Opened	1572	1302	1133	1133	364	364	385	385	0	0	NA	NA	0	0
7	No. of Masturbate Gandhi Balkier Vidalia Sanctioned	113	48	58	58	171	171			32	32	NA	NA		
8	Operationalization of Anganawadi Centres Under ICDS	54	54			66	0	66	66	0	0	NA	NA	0	0
9	Physical Ach.of SGSY (Aajeevika)for Minorities	36675	23021	48085	48220	50546	32020	60092	45514	54328	33525	52247	19189	7938	107
10	Physical Ach.of IAY for Minorities	38213	23932	38209	43427	73973	55745	51130	39920	49921	37279	55248	27084	63678	48014
11	Urban Self Employment Programme(USEP) of SJSRY	4528	4351	4528	2830	943	210	943	1253	1679	304	1368	2680	1255	1650
12	Skill Training For Employment promotion amongst Urban Poor	5660	6570	5660	4932	7547	1353	7547	5766	6692	2601	7663	2122	6285	19249
13	Group Micro Enterprises under UWSP-Targets & Achievements	NA	NA	NA	NA	NA	NA	NA	NA	NA	NA	NA	NA	1099	151
14	T & CS under UWSP-Targets & Achievements of SJSRY	NA	NA	NA	NA	NA	NA	NA	NA	NA	NA	NA	NA	2198	550

Table 3.12
Financial Performance of PM's 15 Point Programme

Sl. No	Schemes	Year											
		2008-2009		2009-2010		2010-2011		2011-2012		2012-2013		2013-2014	
		Target	Ach.	Target	Ach.	Target	Ach.	Target	Ach.	Target	Ach.	Target	Ach.
	ITI												
1	Upgradation of ITI's into Centres of excellence	6.4300	4.12	0.426	2.33	0.8492	0	1.2816	0.3938	0.9	0	0.394	3.3
2	Priority Sector Lending (PSL) to Minorities	7579.57	7477.53	10262	9850.54	13543.05	12467.34	15085.86	14953.17	17341.74	15751.1	20494.96	19006.8
	BSUP	TP	P Cost	TP	P Cost	TP	P Cost	TP	P Cost	TP	P Cost	TP	P Cost
3	Flow of Benefits/funds to cities/towns (BSUP)	1442.75	2330.84	1442.75	0	1454.42	2353.8	1465.8	2353.8	1465.8	1776.22	1018.14	NA
4	Flow of Benefits/funds to cities /towns (IHSDP)	191.32	965.41	203.31	1265.18	258.35	1325.1	305.68	1325.11	305.68	1250.36	301.33	NA
5	Flow of Benefits/funds to cities /towns (UIG)	NA	NA	NA	NA	4344.74	NA	4344.74	NA	4344.74	NA	4160.31	
6	Flow of Benefits/funds to cities /towns (UIDSSMT)	NA	NA	NA	NA	668.65	NA	489.19	NA	658.85		504.98	
	NRDWP	Cov. of Habitations	Est. cost of schs	Cov. of Habitations	Est. cost of schs	Cov. of Habitations	Est. cost of schs	Cov. of Habitations	Est. cost of schs	Cov. of Habitations	Est. cost of schs	Cov. of Habitations	Est. cost of schs
7	Flow of Benefits/funds to cities /towns			487	59.64	735	64.8	2844	2345.77	5668	180.55	2349	196.16
	SPQEM	Amount sanct.	No. of Madarasas	NA	NA	NA	NA	NA	NA	NA	NA	NA	NA
8	Modernization of Madaras Education Programe			31.90	1356	35.55	1756	111.75	4539	129.87	6294	73.5149	10704
	IDMI	Amount Released	Institutions	Amount Released	Institutions	Amount Released	Institutions	Amount Released	Institutions	Amount Released	Institutions	Amount Released	Institutions
9	Infrastructure Development for Minority Institutions	NA	NA	NA	NA	3.28	16	2.00	10	4.31	18	0.0766	3

Performance of Schemes – Leadership Development of Minority Women

3.3.17 The leadership development scheme of minority women also called ‘Nai Roshini’ is aimed at creating leadership qualities among the women of minority communities. The scheme has been launched in the year 2010 and the scheme is in its initial stages of implementation. The performance of the scheme is given below in Table 3.12.

Table 3.13

Performance of Leadership Development Programme

Sl. No.	Year	No. of Women Trainees	Amount Released (in Rs. lakh)
1	2012-13	26225	708.77
2	2013-14	25475	539.46

Performance of Schemes- Schemes run by Subordinate Organizations

3.3.18 The schemes run by subordinate organizations for the welfare of minority community members in Uttar Pradesh include the micro credit scheme implemented by National Minorities Development and Finance Corporation (NMDFC). The performance of the scheme in the State is given below in Table 3.13.

Table 3.14

Physical and Financial Performance of Micro Credit Scheme of NMDFC

Sl No.	Year	No: of Beneficiaries	Amount (Amount in Rs. lakh)
1	2007-08	615	45.00
2	2008-09	NA	NA
3	2009-10	NA	NA
4	2010-11	24	5.40
5	2011-12	NA	NA
6	2012-13	NA	NA

As indicated in the table, it is reported that the scheme was implemented during the years 2007-08 and 2010-11 only.

Publicity Activities Undertaken in the State

3.3.19 The Directorate of Minority Welfare, the State level implementing agency in the State, has been undertaking a variety of programmes to create publicity of the schemes of Ministry of Minority Affairs. The majority of the publicity programmes are organized through the State Public Relations Department. The services of All India Radio (AIR) and Doordarshan were also utilized for organizing the publicity programmes. The details of the various publicity programmes organised in the state are given below.

Publicity Programmes through State Public Relations Department

3.3.20 The Directorate of Minority Welfare has been carrying out publicity programmes by way of giving printed advertisements since the year 2007-08 with the help of State Public Relations Department. The details of the same are given below in Table 3.14.

Table 3.15

Printed Advertisements through State Public Relations Department

Sl. No.	Year	Schemes	No. of Printed Advertisements
1	2007-08	Pre Mat SS, Post Mat SS, McM SS	2 each
2	2008-09	Pre Mat SS, Post Mat SS, McM SS	2 each
3	2009-10	Pre Mat SS, Post Mat SS, McM SS	2 each
4	2010-11	Pre Mat SS, Post Mat SS, McM SS	2 each
5	2011-12	Pre Mat SS, Post Mat SS, McM SS	2 each
6	2012-13	Pre Mat SS, Post Mat SS, McM SS	2 each
7	2013-14	Pre Mat SS, Post Mat SS, McM SS	2 each

3.3.21 The advertisements in leading newspapers giving details of various schemes are a regular publicity activity undertaken by the state department for creating awareness among the target community. Mainly three schemes, Pre-Matric Scholarship, Post-Matric Scholarship and Merit cum Means Scholarship have been covered under the publicity programme by Public Relations Department.

Publicity Programmes through All India Radio and Doordarshan

3.3.22 It is reported that the utilization of services of All India Radio and Doordarshan have been comparatively low compared to that of Public Relations Department. All India Radio was utilized only once, during 2007-08, when a one minute advertisement on Pre-Matric Scholarship and Post-Matric Scholarship were aired. Similarly, Doordarshan was utilized by only once, during 2008-09, when a one minute advertisement on Post-Matric Scholarship a Merit-cum-Means Scholarship were aired. The details of the advertisements through AIR and Doordarshan are given below in Table3.15.

Table 3.16
Advertisements through AIR and Doordarshan

Sl. No.	Year	Schemes	No. of Advertisements	Total AIR time
I	AIR			
1	2007-08	Pre Mat SS, Post Mat SS	1	1 minute
II	Doordarshan			
2	2008-09	Post Mat SS, McM SS	1	1 minute

3.3.23 Though efforts were done by the Directorate to use AIR and Doordarshan to popularize the schemes during the initial period of implementation of the minority schemes in the State, the same was not seen in the later stages.

3.3.24 Apart from AIR and Doordarshan, the State level implementing agency has been utilising the website 'www.minoritywelfare.up.nic.in' for creating maximum publicity of the schemes of Minority Affairs. It is reported that the details of every scheme have been published in the website since 2007-08. It is also reported that publicity activities through other medias like LCD displays were taken up by the Directorate of Minority Welfare in Uttar Pradesh.

State level and District level Workshops/Conferences

3.3.25 The Directorate of Minority Welfare in the State has been observed to be very keen in organizing workshops/conferences at different levels for popularizing the

schemes/programmes of Ministry of Minority Affairs. The Directorate has organized state as well as district level workshops/conferences with the objective of creating awareness among the various stake holders of the schemes. More details regarding the workshops are given below in Table 3.16.

Table 3.17
State and District level Workshops/Conferences

Sl. No.	Year	No. of State level Workshops	No. of District level Workshops
1	2007-08	15	70
2	2008-09	17	70
3	2009-10	17	71
4	2010-11	20	71
5	2011-12	25	72
6	2012-13	28	75
7	2013-14	30	75

District Offices

3.3.26 Apart from the above mentioned publicity activities/programmes undertaken by the Directorate of Minority Welfare in the State, the district offices which operate in every district act as information counters for giving first hand information to the minority members in the State. The details regarding various activities taken up for the welfare of minorities by the Directorate are available with these offices and the people can make use of this data for availing various benefits. Also, most of the minority welfare programmes are being implemented through the district offices.

SURVEY FINDINGS

3.3.27 As part of the evaluation of publicity programmes/activities taken up in Uttar Pradesh for popularising the schemes of Ministry of Minority Affairs, two Districts were covered. Different stake holders of the schemes including State level implementing officials, people's representatives, members of minority community were met and interviewed during the field visits to elicit information regarding various aspects of publicity of schemes. The collected data was analysed and the major findings among these are explained below.

I. MINORITY COMMUNITY MEMBERS

a. SOCIO - ECONOMIC PROFILE OF MINORITY COMMUNITY MEMBERS

3.3.28 A total of 122 minority community members were surveyed as part of the evaluation study. A brief on the socio economic profile of these sample minority community members is as given below in Table 3.17:

Table 3.18

Age Profile of Minority Community Members

Sl. No.	Age Group	% of Minority Community Members		
		Bareilly	Barabanki	Total
1	Up to 18	6.78	6.35	6.56
2	18-35	20.34	17.46	18.85
3	36-50	40.68	42.86	41.80
4	50-65	32.20	33.33	32.79

3.3.29 A majority of the sample minority community members are in the age group of 36 to 65 years (74.59%). Around 19 percent of them are in the age group of 18 to 35 years and only around 7 percent of them are in the age group up to 18 years.

3.3.30 It is observed that of the total members surveyed, a good majority of the minority community members were males (65.57%). More details are given below in Table 3.18:-

Table 3.19

Gender Details

Sl. No.	Category	% of Minority Community Members		
		Bareilly	Barabanki	Total
1	Men	67.80	63.49	65.57
2	Women	32.20	36.51	34.43

3.3.31 All the minority community members surveyed as part of the evaluation study in the State belongs to Muslim community.

3.3.32 With regard to the occupation status, around 37 percent of the minority community members surveyed were engaged in agriculture and related activities and another

32 percent of them were labourers. Only very few of the minority community members surveyed were engaging in government or private jobs (3.28%). More details regarding the occupation status are given below in Table 3.19:-.

Table 3.20
Occupation Status of Minority Community Members

Sl. No.	Occupation	% of Minority Community Members		
		Bareilly	Barabanki	Total
1	Agriculture Labourer	10.17	12.70	11.48
2	Trade/Commerce	6.78	7.94	7.38
3	Labourer	32.20	31.75	31.97
4	Agriculture and Related Activities	38.98	34.92	36.89
5	Government Servant	3.39	3.17	3.28
6	Private Job	8.47	9.52	9.02

3.3.33 All the minority community members covered in the survey belongs to BPL category. Regarding the possession of ADHAAR/UID card, around 27 percent of them do not possess the same. During the field visit it is observed that ADHAAR card registration is in progress in the districts.

b. AWARENESS OF MINORITY COMMUNITY MEMBERS

3.3.34 Awareness about Ministry of Minority Affairs and minority schemes was an important aspect in the evaluation study. Efforts were made during the field visits to elicit information with regard to same. The major findings of the survey regarding the awareness of minority community members are detailed below.

i. Awareness about Ministry of Minority Affairs

3.3.35 The data on the awareness level of the minority community members about the Ministry of Minority Affairs indicate that a significant majority of the minority community members (88.52%) have not heard about Ministry of Minority Affairs.

Table 3.21

Awareness about Ministry of Minority of Affairs

Sl. No.	Status	% of Minority Community Members		
		Bareilly	Barabanki	Total
1	Aware	10.17	12.70	11.48
2	Unaware	89.83	87.30	88.52

3.3.36 It is observed that around 57 percent among the members who were aware about the Ministry came to know about the Ministry through educational institutions. The major reason was the wider coverage of educational empowerment programmes in the State. The other sources of awareness were government officials (28.57%) and friends (14.29%).

Table 3.22

Source of Awareness about Ministry of Minority of Affairs

Sl. No.	Status	% of Minority Community Members		
		Bareilly	Barabanki	Total
1	Govt. Officials	33.33	25.00	28.57
2	Educational Institutions	50.00	62.50	57.14
3	Friends	16.67	12.50	14.29



Discussion with Deputy Director of Minority Welfare Dept, UP,, Shri Muhammad Tariq



Study Team during the Field Visits



Discussion with District Minority Welfare Officer at Bareilly

ii. Awareness about various Schemes

3.3.37 Another important aspect was the awareness level about various schemes implemented for the minority communities. The analysis pertaining to this shows that awareness level about the schemes implemented for the minority communities is minimum. Of the various schemes, awareness on educational empowerment programmes is maximum. As mentioned above, comparatively wider coverage of these schemes may be reason for higher awareness level.

Table 3.23
Awareness about Various Schemes

Sl. No.	Schemes	% of Minority Community Members		
		Bareilly	Barabanki	Total
I	Educational Schemes			
	a) Metric cum means Scholarship	27.12	26.98	27.05
	b) Pre - Matric Scholarship	40.68	41.27	40.98
	c) Post - Matric Scholarship	33.90	34.92	34.43
	d) Maulana Azad	30.51	31.75	31.15
	e) Free Coaching and Allied Scheme	18.64	20.63	19.67
II	Multi Sectoral Development Programmes	20.34	19.05	19.67
III	PM 15 point programme	33.90	38.10	36.07
IV	Gender based Schemes - Leadership Development of Minority Women	13.56	15.87	14.75
V	Schemes run by Subordinate Organizations - Micro Credit Scheme	16.95	17.46	17.21

3.3.38 Regarding the benefit availed by the minority community members, only 18 percent of the surveyed minority members who were reported to be aware about various schemes implemented by the Ministry, have availed benefit under any of the schemes of the Ministry. More details are given below:-

Table 3.24
Benefit Availed under Schemes

Sl. No.	Status	% of Minority Community Members		
		Bareilly	Barabanki	Total
1	Availed	16.67	19.23	18.00
2	Not Availed	83.33	80.77	82.00

iii. Awareness about State Govt./Agencies implementing Schemes and Separate Schemes implemented by State Govts.

3.3.39 The awareness level of minority members about the State government departments or agencies implementing schemes of Ministry or separate schemes run by these departments is observed to be 36.89 percent. More details are given below:-

Table 3.25
Awareness about State Govt./Agencies

Sl. No.	Status	% of Minority Community Members		
		Bareilly	Barabanki	Total
1	Aware	35.59	38.10	36.89
2	Unaware	64.41	61.90	63.11

iv. Awareness about NGO working in the area for creating awareness of programmes of MoMA

3.3.40 With regard to the awareness about Non Government Organizations (NGOs) working in the area for creating awareness of programmes of MoMA, only 15.57 percent of the sample minority members have reported to have heard about the NGOs. Details are given below:

Table 3.26
Awareness about NGOs

Sl. No.	Status	% of Minority Community Members		
		Bareilly	Barabanki	Total
1	Aware	11.86	19.05	15.57
2	Non Aware	88.14	80.95	84.43

v. Awareness about Community leaders/Political leader working in the area creating awareness of programmes of MoMA

3.3.41 Majority (81%) of the minority members surveyed reported unawareness about community leaders/ political leader working in their area to create awareness about the programmes of Ministry.

Table 3.27
Awareness about Community leaders/Political leader

Sl. No.	Status	% of Minority Community Members		
		Bareilly	Barabanki	Total
1	Aware	15.25	22.22	18.85
2	Non Aware	84.75	77.78	81.15

vi. Awareness about Publicity done for the Schemes by MoMA

3.3.42 The Ministry of Minority Affairs has been adopting a variety of programmes including multi-media campaign for disseminating information regarding the programmes, schemes and initiatives taken up and implemented by MoMA. Among the various measures, the print as well visual media are the major means. The survey data indicate that while 17.21 percent of the minority community members have seen advertisements of schemes of MoMA in public offices/places, 13.93 percent of them have heard advertisements through Radio/ AIR. Another 12.30 percent of the members have seen advertisements of MoMA in Doordharsan/TV. More details are given below:-

Table 3.28

Awareness about Advertisements in Doordarshan, Radio jingles/AIR, TV, Public Places/Offices, etc.

Sl. No.	Advertisements	% of Minority Community Members					
		Bareilly		Barabanki		Total	
		Aware	Unaware	Aware	Unaware	Aware	Unaware
1	Doordharsan/TV	11.86	88.14	12.70	87.30	12.30	87.70
2	Radio/ AIR	13.56	86.44	14.29	85.71	13.93	86.07
3	Jingles	5.08	94.92	6.35	93.65	5.74	94.26
4	Public Places / Offices	16.95	83.05	17.46	82.54	17.21	82.79

II. NON GOVERNMENTAL ORGANISATIONS

a. GENERAL PROFILE OF NGOS

3.3.43 A total of two NGO were covered as part of the evaluation study. The main activities of the NGOs covered under study included the following:

- Organizing leadership development programmes for minority women
- Conducting career guidance camps
- Naturopathy health education programmes
- Awareness programme on domestic violence against women
- National environment awareness campaigns
- Consumer awareness programmes
- Residential bridge course programme for boys and girls

3.3.44 Both the NGOs surveyed were recognised /empanelled by more than one ministry. It is reported that the NGOs were empanelled/working for Ministry of Youth Affairs & Sports, Ministry of Women and Child, Ministry of HRD and Ministry of Rural Development. It is also reported that the NGOs were recognised/empanelled by State Government department, Dept. of Food & Civil Supplies.

b. Details of Awareness of NGO

i. Awareness about MoMA and Schemes

3.3.45 With regard to the awareness of NGOs about MoMA and the schemes implemented for the minority communities in the State, all the NGO representatives have adequate awareness about the same. Also the NGOs surveyed reported awareness regarding the schemes implemented by MoMA and the government departments or agencies implementing the schemes of the Ministry. Table gives the details.

Table 3.29

Details of Awareness of NGO about MoMA

Sl. No.	Awareness	% of NGOs		
		Bareilly	Barabanki	Total
1	MoMA	100.00	100.00	100.00
2	Schemes of MoMA	100.00	100.00	100.00
3	Govt Department/Agency implementing schemes of MoMA	100.00	100.00	100.00

3.3.46 The analysis pertaining to the awareness level of NGOs on the various schemes implemented by the Ministry reveals that both the NGOs have idea about the educational schemes, PM's 15 point Programme and leadership development programme for minority women implemented by the Ministry.

Table 3.30**Awareness of NGO about various schemes o of MoMA**

Sl. No.	Schemes	% Awareness of NGOs		
		Bareilly	Barabanki	Total
1	Educational empowerment programmes/scholarship programmes	100.00	100.00	100.00
2	15 point programme of PM	100.00	100.00	100.00
3	Scheme for leadership development of Minority women	0.00	100.00	50.00

ii. Awareness about Community/Political Leader

3.3.47 Regarding the awareness of NGOs about any community leader or political leader working in their area for creating awareness about the programmes of the Ministry, the NGOs reported that they have no idea about that.

iii. Awareness about Publicity Activities of MoMA

3.3.48 With regard to the publicity activities undertaken by the Ministry, all the NGO representatives reported that they were aware of such publicity activities like advertisements through Doordharsan/TV and advertisements in public place/offices. However, radio/AIR advertisements were not reported to be heard by the NGO representatives. More details are given below:-.

Table 3.31**Awareness about Advertisements**

Sl. No.	Awareness	% Awareness of NGOs		
		Bareilly	Barabanki	Total
1	Doordharsan/TV	100.00	100.00	100.00
2	Radio/ AIR	0.00	0.00	0.00
3	Newspaper	100.00	100.00	100.00
4	Public Places / Offices	100.00	100.00	100.00

III. PEOPLES' REPRESENTATIVES

a. General Profile of Peoples' Representatives

3.3.49 Around 59 percent of the sample peoples' representatives surveyed was in the age group of 36 to 50 years and the remaining of them aged between 50 and 65 years (41.18%).

Table 3.32

Age Profile of Peoples' Representatives

Sl. No.	Age Group	% of People Representatives		
		Bareilly	Barabanki	Total
1	36-50	60	57.89	58.82
2	50-65	40	42.11	41.18

3.3.50 All the peoples' representatives covered under survey were males and belonged to Muslim community. Of the total peoples' representatives surveyed, around 59 percent of them were Gram Panchayat members and the remaining were Block level members (around 41%).

Table 3.33

Representative Status of Peoples' Representatives

Sl. No.	Status	% of People Representatives		
		Bareilly	Barabanki	Total
1	Gram Panchyat Members	53.33	63.16	58.82
2	Block Panchayat Members	46.67	36.84	41.18

B. Details of Awareness of Peoples' Representatives

i. Awareness about Schemes

3.3.51 The analysis of responses of peoples' representatives about their awareness about various schemes implemented by Ministry indicate that 58 percent each of the peoples' representative surveyed have awareness about educational

empowerment programmes and scholarship programmes of MoMA. Around 53 percent of them were aware about Free coaching and Allied Scheme and another 56 percent of them were aware about Maulana Azad Scholarship. However, awareness level on leadership development scheme of minority women, lending scheme, 15 point programme of PM and MSDP schemes of the Ministry was comparatively lower.

Table 3.34
Awareness about Schemes- Peoples' Representatives

Sl. No.	Schemes	% of People Representatives		
		Bareilly	Barabanki	Total
1	Educational empowerment programmes/ scholarship programmes of MoMA	53.33	63.16	58.82
2	Scheme for leadership development of Minority women	26.67	26.32	26.47
3	Lending Schemes	33.33	31.58	32.35
4	Multi Sectoral Development Programmes	40.00	36.84	38.24
5	15 point programme of PM	40.00	42.11	41.18
6	Free coaching and Allied Scheme	53.33	52.63	52.94
7	Maulana Azad Scholarship	53.33	57.89	55.88

ii. Awareness about State Govt./Agencies implementing schemes and separate schemes implemented by State Govts.

3.3.52 With regard to the awareness about State Government/Agencies implementing schemes of Ministry and also about the various separate schemes implemented by state government, around 56 percent of the peoples' representatives covered were aware of this.

Table 3.35
Awareness about State Govt./Agencies

Sl. No.	Particulars	% of People Representatives		
		Bareilly	Barabanki	Total
1	Aware	53.33	57.89	55.88
2	Non Aware	46.67	42.11	44.12

iii. Awareness about NGO

3.3.53 Of the total peoples' representatives surveyed, around 62 percent of them were not aware about NGOs working for creating awareness about the programmes of the Ministry.

Table 3.36
Awareness about NGO

Sl. No.	Particulars	% of People Representatives		
		Bareilly	Barabanki	Total
1	Aware	40.00	36.84	38.24
2	Non Aware	60.00	63.16	61.76

iv. Awareness about Publicity Activities of MoMA

3.3.54 With regard to the awareness of the peoples' representatives about the publicity activities done by the Ministry, 62 percent of them reported that they have seen advertisements of the schemes of the Ministry in Public Places/ Offices. Around 41 percent of the peoples' representatives have seen advertisements of the schemes on Doordharsan/TV. More details are given below:-.

Table 3.37
Awareness about Publicity Activities of MoMA

Sl. No.	Awareness	% of People Representatives		
		Bareilly	Barabanki	Total
1	Doordharsan/TV	40.00	42.11	41.18
2	Radio/ AIR	13.33	15.79	14.71
3	Jingles	13.33	10.53	11.76
4	Public Places/Offices	60.00	63.16	61.76

3.4 B. PUNJAB

3.4.1 Punjab, with an area of 50,362 km² is a state in the northwest of the Republic of India, forming part of the larger Punjab region. The state is bordered by the Indian states of Himachal Pradesh to the east, Haryana to the south and southeast, Rajasthan to the southwest, and the Pakistani province of Punjab to the west. To the north it is bounded by the Indian state of Jammu and Kashmir. The state capital is located in Chandigarh, a Union Territory and also the capital of the neighbouring state of Haryana.

Demographic Details

Population

3.4.2 According to 2011 census, the total Population of Punjab is 2,77,43,338 . This is 13.89 percent increase from the population in 2001. The decadal growth rate is lowest since 1961. The population of Punjab in 2001 was 2,43,58,999. As per figures of 2011, the male population is 1,46,34,819 and female population is 1,30,69,417. The male/female ratio in Punjab is 893 which is much lower than the national ratio of 940.

The minority population of the State is given below:-

Table 3.38
Minority Population

Religion	No. of people ¹	% of total
Total population	24,272,486 ^[4]	100%
<u>Sikhs</u>	14,592,387	60%
<u>Hindus</u>	8,997,942	37%
<u>Muslims</u>	382,045	1.6%
<u>Christians</u>	292,800	1.2%
<u>Buddhists</u>	41,487	0.17%
<u>Jains</u>	39,276	0.16%
Others	8,594	0.04%

Source: Census of India 2001

Department of Minority Affairs

- 3.4.3 A new department of Minority Affairs was constituted by the Government of Punjab during 2009 for the welfare of the minority community in the State by implementing various schemes for uplifting the minority population.

Schemes implemented

- 3.4.4 The schemes of Ministry of Minority Affairs which are being implemented in Punjab for the welfare of the minorities include the following:-

Scholarship Schemes

Pre Metric Scholarship

- 3.4.5 Punjab has always been able to achieve more numbers than targeted over the years. Similarly, the amount sanctioned for the scheme has also increased over the years. As on 2013-14, the achievement under the scheme was 353549 units for a sanctioned amount of Rs. 70.44 Cr.

Table 3.39

Pre Metric Scholarship over the years

Year	Target	Achievement	Amount sanctioned (Rs. In crores)
2008 - 09	24169	49996	3.79
2009 -10	120852	123907	15.1
2010 - 11	161127	279082	25.66
2011 - 12	273917	296660	29.23
2012 - 13	322258	266188	51.92
2013 - 14	322258	353549	70.44

Post Metric Scholarship

- 3.4.6 During the year 2013-14 the disbursements under the Post Metric Scholarship scheme in Punjab was 76577 numbers (as against a target of 39640) for sanctioned amount of Rs. 41.38 Cr. The achievement and amount shows a continuously increasing trend under the scheme over the years.

Table 3.40

Post Metric Scholarship over the years

Year	Target	Achievement	Amount sanctioned (Rs. In crores)
2008 - 09	10071	2647	125.91
2009 -10	24100	17737	10.73
2010 - 11	32142	27245	14.83
2011 - 12	42243	50928	39.42
2012 - 13	39640	54403	43.55
2013 - 14	39640	76577	41.38

Merit cum Means Scholarship Scheme

- 3.4.7 As per the performance reported over the years, the Merit-cum-Scholarship Scheme is well received in Punjab. During the year 2013-14, the achievement was 11231 as against the targeted 4845 for a sanctioned amount of Rs. 23.48Cr.

Table 3.41

Merit cum Means Scholarship Scheme over the years

Year	Target	Achievement	Amount sanctioned (Rs. In crores)
2007-08	1615	528	1.52
2008-09	592		1.63
2009-10	1615	1721	4.87
2010-11	1615	1714	479.21
2011-12	1615	2774	8.65
2012-13	4845	4859	13.34
2013-14	4845	11231	23.48

Free coaching for Minority Communities

3.4.8 The details about the free coaching provided for the minority communities in Punjab is given below.

Table 3.42
Free Coaching for Minority Communities over the years

Year	No. of students	Amount released (in Rs.)
2006-07	0	0
2007-08	160	2086000
2008-09	50	580625
2009-10	220	3688750
2010-11	0	1083250
2011-12	0	0
2012-13	0	0
2013-14	0	0

Term Loan Scheme

3.4.9 An amount to the tune of Rs. 700 Lakhs have been distributed under the term loan scheme in Punjab during the year 2012-13, benefiting 737 persons (Rs. 500 Lakhs, and 770 persons respectively in 2011-12).

Table 3.43
Term Loan Scheme over the years

Year	Amount (in Rs. Lakh)	Beneficiaries
2007-08	750	1875
2008-09	400	1628
2009-10	469.64	1044
2010-11	961.13	2135
2011-12	500	770
2012-13	700	737

SURVEY FINDINGS

I. MINORITY COMMUNITY MEMBERS

a. SOCIO - ECONOMIC PROFILE OF MINORITY COMMUNITY MEMBERS

3.4.10 In Punjab a total of 126 minority community members were surveyed as part of the evaluation study. A brief on the socio economic profile of these sample minority community members are given below:

3.4.11 It is observed that around 45 percent of the sample minority community members are in the age group of 36 to 50 years. About 28.25 percent of them are in the age group of 18 to 35 years and nearly 16 percent of them are in the age group up to 18 years. The remaining minority community members (10.80 %) fell in the 50 – 65 years age group.

Table 3.44

Age Profile of Minority Community Members

Age Group	% of Minority Community Members		
	Amritsar	ShahidBhagat Singh Nagar	Total
Up to 18	18.18	12.90	15.54
18-35	24.24	32.26	28.25
36-50	42.42	48.39	45.40
50-65	15.16	6.45	10.80

3.4.12 A good majority of the minority community members surveyed were males (67.30%). More details are given below.

Table 3.45

Gender Details

Category	% of Minority Community Members		
	Amritsar	ShahidBhagat Singh Nagar	Total
Men	63.64	70.96	67.30
Women	36.36	29.04	32.70

3.4.13 It is observed that all the minority community members surveyed as part of the evaluation study in Punjab were Sikhs.

3.4.14 As regards the occupation status of minority community members surveyed, 37.34 percent of the sample members covered were observed to be engaged in agriculture and related activities. Nearly 42 percent of minority community members in Amritsar were observed to be engaged in agriculture and related activities .While 26.53 percent of minority community members met during survey were labourers, 14.12 percent of them were agricultural labourers. Nearly 13 percent of minority community members were occupied with trade and commerce activities. The minority community members employed in government service and private jobs both together constituted less than 10 percent of the sample (9.38 %).

Table 3.46
Occupation Status of Minority Community Members

Occupation	% of Minority Community Members		
	Amritsar	Shahid Bhagat Singh Nagar	Total
Agriculture Labourer	12.12	16.13	14.12
Trade/Commerce	9.09	16.13	12.61
Labourer	27.27	25.80	26.53
Agriculture and Related Activities	42.43	32.26	37.34
Government Servant	3.03	6.45	4.74
Private Job	6.06	3.23	4.64

3.4.15 All the minority community members included in the sample are from BPL category. Regarding the possession of ADHAAR/UID card, all the minority community members surveyed reported they possess the same.

b. DETAILS OF AWARENESS OF MINORITY COMMUNITY MEMBERS

i. Awareness about Ministry of Minority Affairs

3.4.16 It is significant to note that a larger majority of minority community members (89.20%) have not heard about Ministry of Minority Affairs.

Table 3.47

Awareness about Ministry of Minority of Affairs

Status	% of Minority Community Members		
	Amritsar	Shahid Bhagat Singh Nagar	Total
Aware	15.15	6.45	10.80
Unaware	84.85	93.55	89.20

3.4.17 Among the members who have heard about MoMA, 45 percent each of them came to know about the ministry through government officials and educational institutions and remaining 10 percent through friends.

Table 3.48

Source of Awareness about Ministry of Minority of Affairs

Status	% of Minority Community Members		
	Amritsar	Shahid Bhagat Singh Nagar	Total
Govt Officials	40.00	50.00	45.00
Educational Institutions	40.00	50.00	45.00
Friends	20.00	0.00	10.00

ii. Awareness about various schemes

3.4.18 The analysis of the responses of the minority community members regarding awareness about the various schemes revealed that more than 40 percent of the sample minority members covered as part of evaluation study have awareness about the following schemes implemented by the Ministry :-

- a. Post Matric scholarship scheme (40.56%)
- b. Free Coaching and Allied Scheme (45.10%)
- c. PM 15 point programme (43.59%)
- d. Schemes of NMDFC (43.88%)
- e. Term loan Scheme (45.40%)

3.4.19 Around 36 percent of the members reported awareness about the micro finance loan scheme run by subordinate organizations like NMDFC. While 35.92 percent of minority community members have heard about merit cum means scholarship

scheme, more than 25 percent of them have heard about pre-matric scholarship scheme (27.95%) and Maulana Azad National fellowship scheme (26.53%).

Table 3.49
Awareness about Various Schemes

Schemes	% of Minority Community Members		
	Amritsar	Shahid Bhagat Singh Nagar	Total
1. Educational Schemes			
a) Merit cum means Scholarship	36.36	35.48	35.92
b) Pre Matric Scholarship	33.33	22.58	27.95
c) Post Matric Scholarship	42.42	38.70	40.56
d) Maulana Azad	27.27	25.80	26.53
e) Free Coaching and Allied Scheme	51.51	38.70	45.10
2. Empowerment of Muslim institutions	12.12	9.67	10.89
3. PM 15 point programme	48.48	38.70	43.59
4. Schemes run by Subordinate Organizations			
a. Schemes of NMDFC	39.39	48.38	43.88
b. Term loan Scheme	42.42	48.38	45.40
c. Micro Finance loan	30.30	41.93	36.11

3.4.20 Even though the minority members surveyed reported awareness about various schemes implemented by the Ministry, it was noticed that only 12.41 percent of them have availed benefit under any of the schemes of the ministry.

Table 3.50
Benefit Availed under Schemes

Status	% of Minority Community Members		
	Amritsar	Shahid Bhagat Singh Nagar	Total
Availed	15.15	9.68	12.41
Not Availed	84.85	90.32	87.59



Discussions with State Level Implementing Official

iii. Awareness about State govt/agencies implementing schemes and separate schemes implemented by state govts.

3.4.21 The awareness level of minority members about the state government departments or agencies implementing schemes of Ministry in Punjab or about the separate schemes run by these departments is observed to be 42.07 percent of the total sample.

Table 3.51

Awareness about State govt/agencies implementing schemes

Status	% of Minority Community Members		
	Amritsar	Shahid Bhagat Singh Nagar	Total
Aware	45.45	38.70	42.07
Unaware	54.55	61.30	57.92

iv. Awareness about NGO working in the area for creating awareness of programmes of MoMA

3.4.22 Around 38 percent of sample minority members have reported to have heard about the Non Government Organizations (NGOs) working in their area or among

community members for creating awareness about the programmes of the Ministry or implementing programmes like Leadership Development Programme/ Free Coaching and Allied Scheme.

Table 3.52
Awareness about NGO

Status	% of Minority Community Members		
	Amritsar	Shahid Bhagat Singh Nagar	Total
Aware	33.33	41.93	37.63
Non Aware	66.67	58.07	62.37

v. Awareness about Community leaders/Political leader working in the area creating awareness of programmes of MoMA

3.4.23 Nearly 61 percent of the minority members surveyed reported unawareness about community leaders/ political leader working in their area to create awareness about the programmes of Ministry.

Table 3.53
Awareness about Community leaders/Political leader working in the area

Status	% of Minority Community Members		
	Amritsar	Shahid Bhagat Singh Nagar	Total
Aware	39.40	38.71	39.05
Non Aware	60.60	61.29	60.94

vi. Awareness about Publicity done for the Schemes by MoMA

3.4.24 Ministry has adopted suitable multi-media campaign for disseminating information regarding the programmes, schemes and initiatives taken up and implemented by MoMA among the target groups. The print as well visual media has been used by Ministry for this purpose. The survey data indicate that while 15.54 percent of the minority community members have seen advertisements of schemes of MoMA in

public offices/places, 12.42 percent of them have heard advertisements through Radio/ AIR. Around 9 percent of the members have seen advertisements of MoMA in Doordharsan / TV. More details are given below.

Table 3.54
Awareness about Advertisements in Doordarshan, Radio jingles/AIR, TV, Public Places/Offices, etc

Advertisements	% of Minority Community Members					
	Amritsar		Shahid Bhagat Singh Nagar		Total	
	Aware	Unaware	Aware	Unaware	Aware	Unaware
Doordharsan/TV	12.12	87.88	6.45	93.55	9.29	90.72
Radio/ AIR	15.15	84.85	9.68	90.32	12.42	87.59
Jingles	6.06	93.94	3.22	96.78	4.64	95.36
Public Places / Offices	18.18	81.82	12.90	87.10	15.54	84.46

II. NON GOVERNMENTAL ORGANISATIONS

a. GENERAL PROFILE OF NGOs

3.4.25 A total of two NGO represented by two officials each were covered for collecting data required for the study. The main activities of the NGOs covered under study included the following:-

- Organizing leadership development programmes
- Conducting career guidance camps
- Activities related TB control programme
- Maintaining help desk for self employment activities
- Free Coaching for minority students

3.4.26 The sample NGOs surveyed are working for the welfare of the Sikh minority community and all the NGO representatives belonged to Sikh community. Both the NGOs are registered according to the information provided by their representatives. However, none of them are recognized by or empanelled with or working for the

Ministry of Minority Affairs or any other Ministry or the State Government of Punjab.

b. Details of Awareness of NGO

i. Awareness about MoMA

3.4.27 Distribution of the respondents' sample in terms of their awareness regarding Ministry of Minority Affairs reveal that all the NGO representatives have adequate awareness about the same except regarding the MoMA by the NGO surveyed in Shahid Bhagat Singh Nagar. Also the NGOs surveyed reported awareness regarding the schemes implemented by MoMA and the government departments or agencies implementing the schemes of the Ministry.

Table 3.55
Details of Awareness of NGO about MoMA

Awareness	% of NGOs		
	Amritsar	Shahid Bhagat Singh Nagar	Total
MoMA	100.00	0.00	50.00
Schemes of MoMA	100.00	100.00	100.00
Govt Department/Agency implementing schemes of MoMA	100.00	100.00	100.00

3.4.28 The detailed analysis of the awareness level of NGOs regarding the various schemes implemented by the Ministry reveal that both the NGOs have idea about the educational schemes run by the Ministry. However they reported unawareness about 15 point programme of PM and leadership development scheme for minority women.

Table 3.56
Awareness of NGO about various schemes o of MoMA

Schemes	% Awareness of NGOs		
	Amritsar	ShahidBhagat Singh Nagar	Total
15 point programme of PM	0.00	0.00	0.00
Educational empowerment programmes/scholarship programmes	100.00	100.00	100.00
Scheme for leadership development of Minority women	0.00	0.00	0.00
Lending Schemes	100.00	100.00	100.00
Maulana Azad Scholarship	100.00	100.00	100.00

ii. Awareness about Community/Political Leader

3.4.29 As regards the awareness of NGOs about any community leader or political leader working in their area for creating awareness about the programmes of the Ministry, the NGO in Amritsar responded in affirmative, while the NGO in Shahid Bhagat Singh Nagar has no idea about any such leaders in their area.

Table 3.57
Details of Awareness of NGO about Community/Political Leader

Awareness	% Awareness of NGOs		
	Amritsar	ShahidBhagat Singh Nagar	Total
Community/ Political leaders	100.00	0.00	50.00

iii. Awareness about Publicity Activities of MoMA

3.4.30 With regard to the publicity activities done by the Ministry, all the NGO representatives answered in affirmative to them being aware of such publicity activities like advertisements done through Doordharsan/ TV and advertisements in public place/ offices.

Table 3.58**Awareness about Advertisements in Doordarshan, Radio jingles/AIR, TV, Public Places/Offices, etc**

Awareness	% Awareness of NGOs		
	Amritsar	ShahidBhagat Singh Nagar	Total
Doordharsan/TV	100.00	100.00	100.00
Radio/ AIR	0.00	0.00	0.00
Jingles	0.00	0.00	0.00
Public Places / Offices	100.00	100.00	100.00

III. PEOPLES' REPRESENTATIVES**a. General Profile of Peoples' Representatives**

3.4.31 A total of 30 peoples' representatives were covered in Punjab. It is observed that around 73 percent of the sample peoples' representatives are in the age group of 36 to 50 years and the remaining of them aged between 50 and 65 years.

Table 3.59**Age Profile of Peoples' Representatives**

Age Group	% of People Representatives		
	Amritsar	Shahid Bhagat Singh Nagar	Total
36-50	66.67	80.00	73.33
50-65	33.33	20.00	26.66

3.4.32 All the peoples' representatives covered under survey were males and belonged to Sikh community. As regards the representative status of peoples' representatives surveyed, 53.33 percent of the samples were Grama Panchyat presidents. While 28.33 percent of them were Member of Legislative Assembly, the remaining 18.33 percent were Member of Parliament.

Table 3.60**Representative Status of Peoples' Representatives**

Status	% of People Representatives		
	Amritsar	Shahid Bhagat Singh Nagar	Total
Panchyat President	66.67	40.00	53.33
State-MLA	16.67	40.00	28.33
Centre- MP	16.67	20.00	18.33

B. Details of Awareness of Peoples' Representatives**i. Awareness about Schemes**

3.4.33 The analysis of responses of peoples' representatives about their awareness about various schemes implemented by Ministry indicate that 45 percent each of the peoples' representative surveyed have awareness about educational empowerment programmes and scholarship programmes of MoMA especially about the Free Coaching and Allied scheme. Also around 37 percent each of them have awareness about leadership development scheme of minority women, lending scheme, 15 point programme of PM and Maulana Azad Scholarship schemes of the Ministry. Only 18.33 percent of them reported awareness about scheme for computerization of State Wakf Board.

Table 3.61**Awareness about Schemes- Peoples' Representatives**

Schemes	% of People Representatives(Awareness)		
	Amritsar	Shahid Bhagat Singh Nagar	Total
Educational empowerment programmes/ scholarship programmes of MoMA	50.00	40.00	45.00
Scheme for leadership development of Minority women	33.33	40.00	36.66
Lending Schemes	33.33	40.00	36.66
15 point programme of PM	33.33	40.00	36.66
Free coaching and Allied Scheme	50.00	40.00	45.00
Maulana Azad Scholarship	33.33	40.00	36.66
Computerization of State Wakf Board	16.66	20.00	18.33

ii. Awareness about State Govt/Agencies implementing schemes and separate schemes implemented by State Govts.

3.4.34 More than 63 percent of the peoples' representatives covered as part of the study know about State Government / Agencies implementing schemes of Ministry and also about the various separate schemes implemented by state government of Punjab.

Table 3.62

Awareness about State Govt/Agencies Implementing Schemes

Particulars	% of People Representatives		
	Amritsar	Shahid Bhagat Singh Nagar	Total
Aware	66.67	60.00	63.33
Non Aware	33.33	40.00	36.67

iii. Awareness about NGO

3.4.35 As regards the awareness of peoples' representatives about Non Governmental Organisations working in their area for creating awareness about the programmes of the Ministry, 36.67 percent of them knew about NGOs working in their area for the same purpose.

Table 3.63

Awareness about NGO

Particulars	% of People Representatives		
	Amritsar	Shahid Bhagat Singh Nagar	Total
Aware	33.34	40	36.67
Non Aware	66.66	60	63.33

iv. Awareness about Publicity Activities of MoMA

3.4.36 With regard to the awareness of the peoples' representatives about the publicity activities done by the Ministry, 63 percent of them reported that they have seen advertisements of the schemes of the Ministry in Public Places/ Offices. More than

half of the peoples' representatives have seen advertisements of the schemes on Doordharsan/TV (55%). Around 37 percent of them have listened to advertisements on Radio/ AIR and 18.33 percent of them heard jingles created for improving the awareness levels about the schemes among the target community.

Table 3.64
Awareness about Advertisements in Doordarshan, Radio jingles/AIR, TV, Public places/offices, etc

Awareness	% of People Representatives		
	Amritsar	ShahidBhagat Singh Nagar	Total
Doordharsan/TV	50.00	60.00	55.00
Radio/ AIR	33.33	40.00	36.67
Jingles	16.67	20.00	18.33
Public Places / Offices	66.67	60.00	63.33

II. NORTH EAST ZONE

3.4.37 In North East Zone, two States covered under evaluation studies are Arunachal Pradesh and Assam. The districts and blocks covered in North East Zone and the sample size of stakeholders surveyed in this Zone is given below:-

Table 3.65
Coverage (North East Zone)

Sl. No.	States	Districts	Blocks
North Zone			
1	Arunachal Pradesh	Tawang	Mukto
			Tawang
		West Kameng	Dirang
			Kalaktang
2	Assam	Dhubri	Debitola
			Bilasipara
		Barpeta	Sarukhetri
			Mandia

Table 3.66
Sample Covered (North East Zone)

Sl. No.	Particulars	Number	
		Arunachal Pradesh	Assam
1	State level implementing officials	3	3
2	People's representative	32	33
3	Minority community members	124	123
4	NGOs	2	2

3.5 A. Arunachal Pradesh

3.5.1 Arunachal Pradesh located in northeast India, holds the most north-eastern position among the other states in the north-east region of India. Arunachal Pradesh borders the states Assam and Nagaland to the south, and shares international borders with Bhutan in the west, Myanmar in the east and China in the north. Itanagar is the capital of the state. The state profile is presented below:-

Table 3.67
State Profile

Sl No.	Particulars	
1	No of District in the State	17 districts at present 13 districts as per 2001 census
2	Number of Minority concentrated districts	13 districts at present 11 districts as per 2001 census
3	Number of Minority concentrated blocks	26 blocks as per identified by GoI and MoMA
4	Number of Minority concentrated towns	No
5	Number of Minority concentrated villages	No
6	Number of Minority concentrated clusters	No
7	Minority communities in the State	Muslim Sikh Christian Buddhist Jain
8	Total population	1097248 (As per 2001 census)
9	Total Minority population	371332 (As per 2001 census)
10	Population – Muslim	20675 (As per 2001 census)
11	Population – Sikh	1865 (As per 2001 census)
12	Population – Christian	205548 (As per 2001 census)
13	Population – Buddhist	143028 (As per 2001 census)
14	Population – Parsi	Nil (As per 2001 census)
15	Population – Jain	216 (As per 2001 census)

(Source: Department of Social Justice, Govt. of Arunachal Pradesh)

Implementing Agencies

The various schemes of the MoMA which are being implemented in the State are:

- Pre – Metric Scholarship Scheme
- Post Metric Scholarship Scheme
- Merit -cum - Means Scholarship Scheme
- Free Coaching and Allied Scheme
- Moulana Azad National Fellowship for Minority Students
- Moulana Azad Educational Foundation – Grant in Aid to NGOs
- Moulana Azad Education Foundation – Moulana Azad Scholarship for Meritorious Girl Students
- Moulana Azad Education Foundation – Moulana Abdul Kalam Azad Literacy Award
- Scheme for Leadership Development of Minority Women
- Scheme for Computerisation of Record of State WAKAF Board
- Prime Ministers New 15 Point Programme for Minorities
- Central WAKAF Council – Grant in Aid Scheme
- Central WAKAF Council – Revolving Fund
- Central WAKAF Council – Educational Programs

- National Minorities Development and Finance Corporation – Lending Scheme
- National Minorities Development and Finance Corporation – Promotional Scheme

3.5.2 Even though the Department of Social Justice, Government of Arunachal Pradesh is the implementing agency of most of the schemes, it is understood that the focus is more on MSDP (Multi Sectoral Development Programme for Minorities) scheme.



Construction of Class Room under MSDP – Tawang Block

3.5.3 However the discussion with the deputy director (School Education) had revealed that the Pre metric and Post metric scholarship is being implemented by the Department of Education, Government of Arunachal Pradesh.



Discussion with Deputy Director (School Education) – Tawang District

- 3.5.4 The Deputy Director had informed that they have submitted the proposal for the scholarship to the Director (Education), but still not aware of the status of the proposal. It is informed that the Director (Education) should forward this proposal to Department of Social Justice for further sanction. From the discussion with the State level and District level officials, it is learnt that there is a lack of clarity regarding the implementation of various schemes of MoMA in the State. The scheme “Leadership Development of Minority Women” is being implemented through NGOs. The officials from the Department of Social Justice had informed that in this case the NGOs do not follow the proper channel in getting the project approved. All this indicates that a clear guideline at the State level may be issued specifying the process to be involved in submission of proposal, implementation and monitoring of the schemes of MoMA.

Year wise Performance of Schemes of MoMA (Physical and Financial Performance)

- 3.5.5 Due to the lack of clarity in implementation, a State level physical and financial progress statement of various schemes of MoMA is not available. It is informed that most of the schemes are being implemented at the district level and there is no systematic MIS in practice. The only available information available is that an amount of Rs. 5,36,625/- has been utilized for the scheme “ Leadership Development of Minority Women” in three districts of the State. This was utilized during the period 2013-14 and 375 women participated in the training programme from three districts.

Publicity Activities Undertaken

- 3.5.6 It is informed that a media plan is not being prepared by the department on the welfare scheme for the minorities. During the discussion with the officials and the beneficiaries, it is understood that the publicity activities are not being carried out in a systematic uniform manner. From the discussion with beneficiaries it is understood that except literate people, most of them do not access the web site.



Study Team Visit to School and Interaction with Students – Tawang District

- 3.5.7 The discussion with the officials had revealed that they do not have a media plan for the schemes. Moreover they are not aware of the financial component earmarked for the publicity activities. Hence it is understood that the publicity activities are not being undertaken in a systematic manner. A clear guideline on the fund to be utilized for the publicity activities may be communicated to the officials.

Conferences/Workshops

- 3.5.8 Awareness conferences and workshops were not conducted by the department for popularizing the schemes of MoMA. The officials are not aware that conferences and workshops can be organized regarding the implementation of the scheme.

Discussion with the Beneficiaries (Details of Enquiries)

- 3.5.9 As part of the study, the team had interaction with the beneficiaries of different schemes. During the discussion with PRI members and the beneficiaries of different schemes, it is understood that there is a lack of awareness among the minority communities regarding the schemes being implemented by the MoMA.

Awareness Level

- 3.5.10 From the survey conducted among the beneficiaries it is revealed that only educated minority community members are aware of the scheme details and they are availing the scheme benefits also.



Discussion with School Principal – Kalaktang Block, west Kamang and Discussion Beneficiaries – Mukto Block, Tawang

3.5.11 During the interaction with the school students up to higher secondary level it is understood that about 90% of them are not at all aware of the scholarship schemes and other schemes of the MoMA. However, among the schools visited, more than 50% of the principals/head masters are aware of the scheme. Moreover it is also informed that the State of Arunachal Pradesh is dominated by tribal population and there are other scholarships of tribal welfare. Therefore the beneficiaries are not aware of the schemes of the MoMA and many prefer to avail the benefits disbursed to the tribal people. This indicates the relevance of publicity on various schemes being implemented by different departments in the State.

Awareness Level of PRI Members

3.5.12 The team also had discussion with the elected PRI members. The PRI members have reported that they are aware only about IAY scheme implemented as part of MSDP.

Discussion with PRI Members and Officials – Bilasipara Block

3.5.13 The discussion with the PRI members had revealed that about 80% of them did not get any training during their tenure. Moreover none of the PRI members are aware of the scheme particulars and their guidelines. This call for conducting a Training Needs Assessment among the PRI members and suitable training may be imparted

to them. In addition to routine training, the PRI members may also be made aware of the schemes being announced and the guidelines. The PRI members also suggested to set up a front office assistance/information desk at the district level office to provide information on various schemes.

MSDP

3.5.14 The discussion with the officials had revealed that they are more aware of the MSDP schemes being implemented in the district. The officials had informed that they focus mainly on implementation of MSDP. The scholarship is being implemented through the school head masters and the education department. They have used MSDP scheme to develop infrastructure in the schools.



School Building Constructed under MSDP – Mukhto Block



*Girls' Hostel under Construction- Vivekananda Kendra Vidyalaya – Shergaon GP
Kalaktang Block*

3.5.15 It is seen that the MSDP scheme is being implemented in the selected districts. From the discussion with school head masters, it is understood that many of them are not aware of the scholarship scheme being implemented by the MoMA.

SURVEY FINDINGS

Minority Community members

3.5.16 As part of the evaluation, the team had discussion with the members of the minority community. This included the eligible beneficiaries of various schemes, school children and the head masters of schools.

Profile of the Minority Community Members

3.5.17 The beneficiaries include adults and school children eligible to receive scholarship. The members are selected from two districts – West Kamang and Tawang. From West Kamang district, two blocks - Dirang and Kalaktang was selected. From Tawang district, the blocks selected were Tawang and Mukto.

Table 3.68
Profile of the Beneficiaries

Sl.No.	Criteria	Adult (%)	School Children (%)
1	Sex		
	Male	94	70
	Female	6	30
2	Religion		
	Muslim	7	3
	Christians	70	49
	Budhists	23	48
3	Occupation		
	Employed	12	
	Small business	20	
	Wage Labourers	68	
4	BPL Status	90	100
5	Possession of Adhaar/UID	100	100

3.5.18 In Arunachal Pradesh, more than 90 per cent of the minority members interviewed belonged to Christian community. Out of this about 94 per cent were males and 6 per cent were females. The discussion with the officials revealed that many of them are receiving the benefits under the scheme for Tribes and those who apply for the benefits from MoMA are relatively less. As part of the study, the team also had interaction with school children. Among the beneficiaries, most of them belong to BPL category and they possess the identity card issued by the Government of India. About 10 per cent is having Government employment. Others are either engaged in small business (20%) or work as wage labourers (68%).



Discussion with Minority Community members – Tawang District
Awareness Level of Minority Community Members about the Schemes

3.5.19 The awareness level of the minority community members on various schemes varies depending upon their level of education. It is also informed that none of the communication regarding the various schemes of the MoMA has reached to the beneficiaries in an effective manner. Considering the situation prevailing in Arunachal Pradesh, the tribal population is more. The tribal people receive various scheme benefits sanctioned for the tribes. Under this circumstance, they prefer to avail the schemes of tribal department over the scheme of MoMA. This situation calls for the necessity of designing suitable IEC activities highlighting about the schemes of MoMA. From the discussion with the officials it is understood that the schemes mainly being implemented in the State are Leadership Development of

Minority Women and MSDP. There is an overall lack of clarity among the officials as well as among the beneficiaries.



Interaction with Minority Community Members - Budhists

3.5.20 As per the 2001 census, the Buddhist population in the State is 143028, which represent a major portion of the minority community. During the interaction with the students, it is understood that many students are getting educated in the Monastery, but they are not aware of the scholarship schemes of MoMA, which they can avail when they join for higher studies in universities. They are also not aware of the schemes which the minorities students studying in government schools are eligible for.

Awareness on Education Empowerment Schemes

The schemes of the MoMA that focus on education empowerment of the minority community are:

- Pre – Metric Scholarship Scheme
- Post Metric Scholarship Scheme
- Merit -cum - Means Scholarship Scheme
- Free Coaching and Allied Scheme
- Maulana Azad National Fellowship for Minority Students

- Maulana Azad Education Foundation – Maulana Azad Scholarship for Meritorious Girl Students

3.5.21 From the survey conducted among the beneficiaries it is revealed that only educated minority community members are aware of the scheme details, however many of them are availing the benefits of the scheme for tribal people. About 80% of the beneficiaries, who are not well educated, are not aware of the scheme details. So far none of the advertisements released by the ministry has not reached to the level of the beneficiaries. Moreover, the State government so far has not initiated any advertisement process on the schemes of MoMA. This indicates that the attitude of the minority community members of availing the benefits only from tribal department may be taken in to consideration while advertisement regarding the schemes of MoMA is prepared.

3.5.22 However, the discussion with the Deputy Director (School Education) had revealed that the Pre metric and Post metric scholarship is being implemented by the Department of Education, Government of Arunachal Pradesh. During the discussion it is understood that the proposals already submitted by the Department of Education are yet to be sanctioned. The Deputy Director (School Education) forwards the proposal to the Director (Education), who in turn forwards this to the Director (Social Justice). This process takes a longer time and there are many pending payments. It is suggested that if the implementation of the scholarship schemes of MoMA is assigned to the education department, the process will become faster and this will help in a wider coverage and publicity.

Some of the reasons evolved from the discussion with beneficiaries and officials on the lack of awareness about the scheme include:

- In order to put banners on the scholarships and to conduct an awareness campaign among the beneficiaries, there are no funds. If at all there is provision for fund, the officials are not aware of it.

- The beneficiaries feel that the scholarship and other benefits from the Tribal department is more beneficial.
- An affidavit is to be submitted by the minority students for availing the benefit in stamp paper, which is expensive. They have also suggested that for disbursing benefits to SC/ST students, the affidavit is not being submitted and the head of the institutions gives the certificate. Therefore the members of the minority communities also requested for such a procedure.

3.5.23 All this indicates that clarity on the funds that can be used for advertisements is required among the officials. The literacy level of the recipient is also to taken in to consideration while designing the advertisement and the media.

Awareness about other Schemes

Besides educational empowerment schemes, there are various schemes of MoMA, which is being implemented in the State. This includes:

- Moulana Azad Educational Foundation – Grant in Aid to NGOs
- Moulana Azad Education Foundation – Moulana Abdul Kalam Azad Literacy Award
- Scheme for Leadership Development of Minority Women
- Scheme for Computerisation of Record of State WAKAF Board
- Prime Ministers New 15 Point Programme for Minorities
- Central WAKAF Council – Grand in Aid Scheme
- Central WAKAF Council – Revolving Fund
- Central WAKAF Council – Educational Programs
- National Minorities Development and Finance Corporation – Lending Scheme
- National Minorities Development and Finance Corporation – Promotional Scheme

Table 3.69**Awareness about the Schemes of MoMA other than Educational Empowerment Schemes**

Sl.No	Scheme	Aware (%)	Not Aware (%)
1	Moulana Azad Educational Foundation – Grant in Aid to NGOs	8	92
2	Moulana Azad Education Foundation – Moulana Abdul Kalam Azad Literacy Award	13	87
3	Scheme for Leadership Development of Minority Women	18	72
4	Scheme for Computerisation of Record of State WAKAF Board	4	96
5	Prime Ministers New 15 Point Programme for Minorities	28	72
6	Central WAKAF Council – Grand in Aid Scheme	0	100
7	Central WAKAF Council – Revolving Fund	0	100
8	Central WAKAF Council – Educational Programs	0	100
9	National Minorities Development and Finance Corporation – Lending Scheme	22	78
10	National Minorities Development and Finance Corporation – Promotional Scheme	16	84

3.5.24 Compared to the educational empowerment schemes, the awareness level of the minority community members about the other schemes is very poor. It is seen that about 28 per cent of the people are aware about the Prime Ministers New 15 Point Programme for Minorities. This programme covers housing, women and child development, credit schemes, poverty alleviation initiatives, housing, Multi Sectoral development Programme (MSDP) and various other schemes aiming at the welfare of the minority communities. As this programme could reach out to the minority communities, some of them (28%) became aware about the scheme. There are also beneficiaries who had availed the benefits but not aware about the scheme. Similarly, about 16 percent of the minority community members are aware about the scheme of National Minorities Development and Finance Corporation (NMDFC). This is mainly because they have availed the loan from the lending scheme. The awareness about the schemes for WAKAF Council schemes is very poor. The assets created under MSDP at various schools with name boards facilitates in creating some awareness among the people.

3.5.25 As the schemes shown above like housing, drinking water facility and infrastructure for schools are reaching to the people, they are aware about this. The case of educational scholarship also has the same impact. However it is understood that (Table 1.2), the awareness level needs to be improved further. As some people are aware about MSDP because of the display on the asset created, various promotional activities suitable to each schemes may be developed so that the information reaches to the people. When the people become more aware about the scheme, people will approach the authorities to avail the scheme benefits. All these discussions call for strengthening the advertisement activities.

Awareness about the Agencies Implementing the Scheme

3.5.26 The beneficiaries, especially the illiterate members are not aware of the agencies implementing different schemes. There is also a lack of clarity regarding the process of applying for various schemes and the contact point. They have suggested establishing a help desk point at the GP office or at the office of the implementing agencies.

Awareness about NGO working in the Area

3.5.27 The NGOs in the State are mainly working on the Scheme for “Leadership Development of Minority Women”. The discussion with beneficiaries had revealed that none of them are aware about the NGOs involved in the activities of MoMA.

Awareness Level of Political Leaders

3.5.28 The Team had discussion with the elected PRI members. About 25% of the PRI members are aware about the Pre metric and Post metric scholarship schemes. About 40 per cent are aware about the IAY scheme implemented under MSDP. The awareness level of PRI members on the various schemes is given below:-

Table 3.70**Awareness Level of Political Leaders about the Schemes of MoMA**

Sl.No	Scheme	Aware (%)	Not Aware (%)
1	Pre – Metric Scholarship Scheme	25	75
2	Post Metric Scholarship Scheme	25	75
3	Merit -cum - Means Scholarship Scheme	22	78
4	Free Coaching and Allied Scheme	5	95
5	Moulana Azad National Fellowship for Minority Students	0	72
6	Moulana Azad Education Foundation – Moulana Azad Scholarship for Meritorious Girl Students	0	100
7	Moulana Azad Educational Foundation – Grant in Aid to NGOs	0	100
8	Moulana Azad Education Foundation – Moulana Abdul Kalam Azad Literacy Award	0	100
9	Scheme for Leadership Development of Minority Women	26	74
10	Scheme for Computerisation of Record of State WAKAF Board	0	100
11	Prime Ministers New 15 Point Programme for Minorities	40	60
12	Central WAKAF Council – Grand in Aid Scheme	0	100
13	Central WAKAF Council – Revolving Fund	0	100
14	Central WAKAF Council – Educational Programs	0	100
15	National Minorities Development and Finance Corporation – Lending Scheme	10	90
16	National Minorities Development and Finance Corporation – Promotional Scheme	10	90

3.5.29 Other than pre and post metric scholarship schemes, the most familiar scheme is the Prime Ministers New 15 Point Programme for Minorities (40%). As IAY houses and creation of school infrastructure is being taken up under this scheme, the elected PRI members are more familiar with this scheme. Even though they are familiar with the MSDP scheme, they are ignorant about the eligibility criteria and the guide lines. About 26 per cent of the PRI members/political leaders are aware about “Scheme for Leadership Development of Minority Women”. This may be due to involvement of the NGOs engaged in the activity.



Discussion with Woman PRI member – Chairperson of Dirang Anchal Samiti

3.5.30 The discussion with the PRI members had revealed that about 85% of them did not get any training during their tenure. Moreover none of the PRI members are aware of the scheme particulars and their guidelines. This call for conducting a Training Needs Assessment among the PRI members and suitable training may be imparted to them. In addition to routine training, the PRI members may also be made aware of the schemes being announced and the guidelines.

NGOs Involved in the Activity

As part of the study, the team had interaction with NGOs engaged in the activities related to minority welfare. The NGOs are mainly involved in the following activities.

- Vocational Training Programme
- Entrepreneurship Development Programme
- Awareness programme on Education, Child Marriage and Environment
- Leadership Development Programme.

3.5.31 It is informed that the NGOs are involved in the schemes of MoMA and they are working for the welfare of the minority community. Among the schemes of the MoMA, the NGOs are mostly involved in the scheme “Leadership Development of Minority Women”, under Nai Roshni. The NGOs had informed that they have trained

about 125 women during the period April 2014 to July 2014. The participants included women PRI members, social workers and SHG members.

Awareness about the Agencies Implementing the Scheme

3.5.32 The NGOs are aware about the State level implementing agencies of various schemes. However it is understood that they are not fully aware of all the schemes of MoMA. Among the schemes of MoMA, the NGOs mainly focus on “Leadership Development of Minority Women”, under Nai Roshni. However the NGO representatives had informed that they have noticed some new paper advertisements about the schemes. They are also getting information from the official web sites of the ministry. Moreover as the NGOs are participating various workshops organized by various departments, they are getting some information. None of the NGOs had attended a workshop organized for the scheme of MoMA.

3.5.33 The discussion with the officials, beneficiaries, elected PRI members and NGO representatives reveals that the publicity activities on the schemes of MoMA is not adequate to create awareness among different stake holders. A systematic media plan is to be prepared and the fund ear marked for the purpose may be utilized effectively. Suitable training programme may be imparted to the officials and PRI members. Besides publicity activities, the service of NGOs may also be utilized for creating awareness among the minority community members.

3.6 B. ASSAM

3.6.1 Assam is located south of the eastern Himalayas, Assam comprises the Brahmaputra Valley and the Barak river valleys along with the Karbi Anglong and the North Cachar Hills with an area of 30,285 square miles (78,438 km²). Assam is surrounded by six of the other seven sister states; Arunacha Pradesh, Nagaland, Manipur, Mizoram, Tripura, and Meghalaya. The state profile is presented below:-

Table 3.71
State Profile

Sl No.	Particulars	
1	No of District in the State	23(As per 2001 Census)
2	Number of Minority concentrated districts	15
3	Number of Minority concentrated blocks	118
4	Number of Minority concentrated towns	1
5	Number of Minority concentrated villages	Yet to be determined
6	Number of Minority concentrated clusters	Yet to be determined
7	Minority communities in the State	Muslim Sikh Christian Buddhist Jain
8	Total population	26655522 (As per 2001 census)
9	Total Minority population	9324705 (As per 2001 census)
10	Population - Muslim	8240611 (As per 2001 census)
11	Population - Sikh	22519 (As per 2001 census)
12	Population - Christian	986589 (As per 2001 census)
13	Population - Buddhist	51029 (As per 2001 census)
14	Population - Parsi	Yet to be determined
15	Population – Jain	23957 (As per 2001 census)

(Source: Welfare of Minorities & Development Department Govt. of Assam)

Implementing Agencies

The various schemes of the MoMA which are being implemented in the country are:

- Pre – Metric Scholarship Scheme
- Post Metric Scholarship Scheme

- Merit -cum - Means Scholarship Scheme
- Free Coaching and Allied Scheme
- Moulana Azad National Fellowship for Minority Students
- Moulana Azad Educational Foundation – Grant in Aid to NGOs
- Moulana Azad Education Foundation – Moulana Azad Scholarship for Meritorious Girl Students
- Moulana Azad Education Foundation – Moulana Abdul Kalam Azad Literacy Award
- Scheme for Leadership Development of Minority Women
- Scheme for Computerisation of Record of State WAKAF Board
- Prime Ministers New 15 Point Programme for Minorities
- Central WAKAF Council – Grand in Aid Scheme
- Central WAKAF Council – Revolving Fund
- Central WAKAF Council – Educational Programs
- National Minorities Development and Finance Corporation – Lending Scheme
- National Minorities Development and Finance Corporation – Promotional Scheme

3.6.2 Most of the schemes mentioned above are being implemented through the Department of Minority Welfare, Govt. of Assam. In the case of Post metric scholarship and merit cum means scholarship, the Director, Char Area Development, Assam is the implementing official. In order to implement the schemes, there is Sub Divisional Minority Development Board (SDMDB) in the State. There are 57 sub divisions, headed by a chairman, who is a minority community member. The sub divisional welfare officer is the secretary. The sub divisional welfare officer deals with the schemes for SC, ST, OBC and also the schemes of the minorities.

Year wise Performance of Schemes of MoMA (Physical and Financial Performance)

The year wise performance of the scheme, both physical and financial performance is given below.

Table 3.72
Physical Performance during the Period 2007-08

Scheme	Implementing Agency	No.of Districts Covered	No.of Blocks Covered	No.of Beneficiaries		Percentage Achievement
				Target	Achievement	
Post-Mat.SS	Director Char Area Dev.	All Districts	All Blocks	3679	562	15.29
McM SS	-Do-	-Do-	-Do-	981	501	51.07

(Source: Welfare of Minorities & Development Department Govt. of Assam)

Table 3.73**Financial Performance during the Period 2007-08**

Scheme	Financial Performance in Lakhs		Percentage Achievement
	Target	Achievement	
Post-Mat.SS	32.27551	32.27551	100
McM SS	129.78181	129.78181	100

(Source: Welfare of Minorities & Development Department Govt. of Assam)

3.6.3 During the period 2007-08, the achievement in coverage of beneficiaries for post metric scholarship is only about 15 percent. In the case of Merit -cum - Means Scholarship Scheme, the achievement is just above 50 percent. Therefore the fund earmarked for the applied beneficiaries is fully utilized and hence the financial achievement is full. This indicates that many eligible people are not availing the scheme benefits which could be due to their lack of awareness regarding the scheme.

Table 3.74**Physical Performance during the Period 2008-09**

Scheme	Implementing Agency	No.of Districts Covered	No.of Blocks Covered	No.of Beneficiaries		Percentage Achievement
				Target	Achievement	
Pre-Mat.SS	Director Assam Minority Dev.Board	All	All	30951	27996	90.45
Post-Mat.SS	Director Char Areas Dev.	All	All	8584	7917	92.2
McM SS	-Do-	All	All	1372	1372	100

(Source: Welfare of Minorities & Development Department Govt. of Assam)

Table 3.75**Financial Performance during the Period 2008-09**

Scheme	Financial Performance		Percentage Achievement
	Target (Lakhs)	Achievement (Lakhs)	
Pre-Mat.SS	731.43877	731.43877	100
Post-Mat.SS	454.22258	454.22258	100
McM SS	356.88514	356.88514	100

(Source: Welfare of Minorities & Development Department Govt. of Assam)

3.6.4 Compared to the period 2007-08, there are applicants for the Pre – Metric Scholarship scheme during the period 2008-09. There is about 90 percent achievement in coverage of beneficiaries for pre metric scholarship scheme. Compared to the performance during the period 2007-08, the performance of the schemes post metric scholarship and Merit -cum - Means Scholarship Scheme is good with an achievement of 92 percent and 100 per cent respectively. The fund earmarked for the applied beneficiaries is fully utilized and hence the financial achievement is full. This indicates that during the period, many eligible people became aware of the scheme and started availing the scheme benefits. This may be due to impact of the awareness campaign initiated.

Table 3.77

Physical Performance during the Period 2009-10

Scheme	Implementing Agency	No.of Districts Covered	No.of Blocks Covered	No.of Beneficiaries		Percentage Achievement
				Target	Achievement	
Pre-Mat.SS	Director Assam Minority Dev.Board	All	All	107910	97639	90.48
Post-Mat.SS	Director Char Areas Dev.	All	All	34335	9909	28.85
McM SS	-Do-	All	All	1993	1993	100

(Source: Welfare of Minorities & Development Department Govt. of Assam)

Table 3.78

Financial Performance during the Period 2009-10

Scheme	Financial Performance		Percentage Achievement
	Target (Lakhs)	Achievement (Lakhs)	
Pre-Mat.SS	2402.56915	2402.56915	100
Post-Mat.SS	816.58372	816.58372	100
McM SS	599.88079	599.88079	100

(Source: Welfare of Minorities & Development Department Govt. of Assam)

3.6.5 Compared to the period 2008-09, the achievement in beneficiary coverage against the target for the scheme post metric scholarship is low, about 29 per cent only. The reason cited by the authorities is that many applications were rejected because they have not followed the procedures for applying. This necessitates that clear direction along with awareness programme to be provided on the procedures for applying and the requirement of supporting documents. The performance of other two schemes- pre metric scholarship and Merit -cum - Means Scholarship were found to be good.

Table 3.79
Physical Performance during the Period 2010-11

Scheme	Implementing Agency	No.of Districts Covered	No.of Blocks Covered	No.of Beneficiaries		Percentage Achievement
				Target	Achievement	
Pre-Mat.SS	Director Assam Minority Dev.Board	All	All	107910	45628	42.28
Post-Mat.SS	Director Char Areas Dev.	All	All	12262	8009	65.31
McM SS	-Do-	All	All	2177	2177	100
MAEF-Grant in Aid to NGOs	Govt.of India	2	NA	NA	2	-

(Source: Welfare of Minorities & Development Department Govt. of Assam)

Table 3.80
Financial Performance during the Period 2010-11

Scheme	Financial Performance		Percentage Achievement
	Target (Lakhs)	Achievement (Lakhs)	
Pre-Mat.SS	2104.36166	2104.36166	100
Post-Mat.SS	443.37445	443.37445	100
McM SS	625.35454	625.35454	100
MAFE-Grant in Aid to NGOs	29.91000	NA	-

(Source: Welfare of Minorities & Development Department Govt. of Assam)

3.6.6 During the period 2010-11, the scheme Moulana Azad Educational Foundation – Grant in Aid to NGOs was also implemented in the State. Two NGOs involved in the activities on the welfare of minority communities were given assistance under the scheme. The performance of pre metric and post metric scholarship schemes were only average with 42 per cent and 65 per cent achievement in terms of beneficiary coverage. Thus a variation can be observed in the coverage of beneficiaries for various schemes over the years.

Table 3.81
Physical Performance during the Period 2011-12

Scheme	Implementing Agency	No.of Districts Covered	No.of Blocks Covered	No.of Beneficiaries		Percentage Achievement
				Target	Achievement	
Pre-Mat.SS	Director Assam Minority Dev.Board	All	All	166785	86159	51.65
Post-Mat.SS	Director Char Areas Dev.	All	All	25753	12307	47.78
McM SS	-Do-	All	All	1544	1544	100
MAEF-Grant in Aid to NGOs	Govt.of India	3	NA	NA	3	NA
Computerisation of Wakaf Board	Govt.of India	NA	NA	NA	NA	NA

(Source: Welfare of Minorities & Development Department Govt. of Assam)

Table 3.82
Financial Performance during the Period 2011-12

Scheme	Financial Performance		Percentage Achievement
	Target (Lakhs)	Achievement (Lakhs)	
Pre-Mat.SS	2146.44890	2146.44890	100
Post-Mat.SS	885.03183	446.05076	50.38
McM SS	251.26643	251.26643	100
MAFE-Grant in Aid to NGOs	194.28227	NA	NA
Computerisation of Wakaf Board	27.10000	27.10000	100

(Source: Welfare of Minorities & Development Department Govt. of Assam)

3.6.7 During the period 2011-12, in addition to the schemes taken up during the previous years, about 27.10 Lakhs were utilized for computerization of WAKF Boars. While the performance of pre and post metric scholarship remained average, the merit cum means scholarship scheme has covered all the targeted beneficiaries. Three NGOs were assisted under the Moulana Azad Educational Foundation – Grant in Aid to NGOs during the period.

Table 3.83
Physical Performance during the Period 2012-13

Scheme	Implementing Agency	No.of Districts Covered	No.of Blocks Covered	No.of Beneficiaries		Percentage Achievement
				Target	Achievement	
Pre-Mat.SS	Director Assam Minority Dev.Board	All	All	196218	181267	92.38
Post-Mat.SS	Director Char Areas Dev.	All	All	29600	12888	43.54
McM SS	-Do-	All	All	2943	2252	76.52
FC&AS	Govt.of India	7	NA	20	NA	NA
MAEF-Grant in Aid to NGOs	Govt.of India	1			1	
Computerisation of Wakaf Board	Govt.of India	NA	NA	NA	NA	NA

(Source: Welfare of Minorities & Development Department Govt. of Assam)

Table 3.84
Financial Performance during the Period 2012-13

Scheme	Financial Performance		Percentage Achievement
	Target (Lakhs)	Achievement (Lakhs)	
Pre-Mat.SS	3763.64216	3200.00000	85.02
Post-Mat.SS	889.33826	835.71785	93.97
McM SS	597.90755	597.90755	100
FC&AS	NA	NA	NA

MAFE-Grant in Aid to NGOs	33.50000		
Computerisation of Wakaf Board	7.20000	7.20000	100

(Source: Welfare of Minorities & Development Department Govt. of Assam)

3.6.8 Even though there was a plan to target 20 beneficiaries under the free coaching and allied scheme, this was not achieved. It is observed that every year more schemes are being included and target is fixed. However, the achievement is not encouraging.

Table 3.85
Physical Performance during the Period 2013-14

Scheme	Implementing Agency	No. of Districts Covered	No. of Blocks Covered	No. of Beneficiaries		Percentage Achievement
				Target	Achievement	
Pre-Mat.SS	Director Assam Minority Dev.Board	All	All	196218	179264	91.35
Post-Mat.SS	Director Char Areas Dev.	All	All	29600	26419	89.25
McM SS	-Do-	All	All	2943	2323	78.93
FC&AS	Govt.of India	7		19	5	26.31
MAEF-Grant in Aid to NGOs	Govt.of India	3	NA	NA	3	NA
Leadership development scheme for MW	Govt.of India	9	NA	NA	9	NA
Computerisation of Wakaf Board	Govt.of India	NA	NA	NA	NA	NA

(Source: Welfare of Minorities & Development Department Govt. of Assam)

Table 3.86
Financial Performance during the Period 2013-14

Scheme	Financial Performance		Percentage Achievement
	Target (Lakhs)	Achievement (Lakhs)	
Pre-Mat.SS	3378.27085	3344.82262	99.0
Post-Mat.SS	1814.54694	1778.96847	98.03
McM SS	669.93908	650.43908	97.08
FC&AS	NA	NA	NA
MAFE-Grant in Aid to NGOs	182.50000	NA	NA
Leadership Development Scheme for Mw	60.81750	NA	NA
Computerisation of Wakaf Board	7.80000	7.80000	100

(Source: Welfare of Minorities & Development Department Govt. of Assam)

3.6.9 In addition to the good performance of pre and post metric scholarship schemes during the period 2013-14, five beneficiaries were covered under the free coaching and allied schemes. However, the financial achievement details were not compiled so far by the implementing department. Even though there are about 16 schemes under the ministry, only some of the schemes are being implemented in the State.

Publicity Activities Undertaken

The agencies authorized to prepare the media plan are:

- Director, Char Area Development
- MFDC
- State Commission for Minority Welfare
- Assam WAKF Board

3.6.10 The media plan is to be finally approved by the State. The preferred language is Assamese and Bengali (in some areas). English new paper advertisements are also given. During the discussion with the officials and the beneficiaries, it is understood that the publicity activities are not being carried out in a systematic uniform

manner. Some of the means of publicity includes fixing of hoardings, news paper and web sites of the government departments. From the discussion with beneficiaries it is understood that except literate people, most of them do not access the web site. The discussion with the officials had revealed that they do not have a media plan for the schemes. Moreover they are not aware of the financial component earmarked for the publicity activities. Hence it is understood that the publicity activities are not being undertaken in a systematic manner. The advertisements about the schemes are also given through printed pamphlets and TV announcements. The pamphlets are distributed through the departments and SHGs.

Conferences/Workshops

- 3.6.11 Awareness conferences and workshops were not conducted by the department for popularizing the schemes of MoMA. The officials are of the view that the minority community members are well aware of the schemes. The funds allocated for various schemes are limited every year and if more beneficiaries apply for the benefits, the department won't be able to give the scheme benefits to all the applicants. Therefore before going for intense advertisements it is to be ensured that sufficient funds are available for the disbursement of scheme benefits.

Discussion with the Beneficiaries (Details of Enquiries)

- 3.6.12 As part of the study, the team had interaction with the beneficiaries of different schemes. During the discussion with PRI members and the beneficiaries of different schemes, it is understood that there is a lack of awareness among the minority communities regarding the schemes being implemented by the MoMA.

Awareness Level

- 3.6.13 From the survey conducted among the beneficiaries it is revealed that only educated minority community members are aware of the scheme details and they are availing the scheme benefits also.



Discussion with Beneficiaries –Debitola Block, Dhubri District

3.6.14 About 80% of the beneficiaries, who are not well educated, are not aware of the scheme details and almost all the educated minority community members are well aware of the scheme. So far none of the minority community members have received any SMS to their cell phones regarding the schemes. They haven't read any news in news papers and did not find any hoardings regarding the schemes. This indicates that the illiteracy prevailing among the beneficiaries may be taken in to consideration while advertisement regarding the schemes is prepared. Among the schemes, the only scheme about which the beneficiaries and implementing officials are aware about is the scholarship schemes. There are about 44 brick industries in Dhubri district. This leads to student drop out from School and they get Rs. 200/day as wages in the industry. Moreover early marriage is also prevalent among the minority communities. This also leads to school dropouts. Even though the scholarship schemes and other schemes that facilitate education are being implemented, the beneficiaries are not aware of all these. This points to the facts that the IEC activities on early marriage, child labour etc.. are also not effective. Therefore a properly designed IEC activity/advertisement that encourage enrolment in schools, highlights the benefits education and also details of various schemes is to be prepared and communicated among the community. Thrust may also be given on the risks of child marriage.

Awareness Level of PRI Members

3.6.15 The team also had discussion with the elected PRI members. The PRI members have reported that they are aware of only two schemes- scholarship and IAY implemented as part of MSDP.



Discussion with PRI Members and Officials – Bilasipara Block

3.6.16 The discussion with the PRI members had revealed that about 75% of them did not get any training during their tenure. The only training attended by some of the PRI members (20%) is only an online training programme. Moreover none of the PRI members are aware of the scheme particulars and their guidelines. This call for conducting a Training Needs Assessment among the PRI members and suitable training may be imparted to them. In addition to routine training, the PRI members may also be made aware of the schemes being announced and the guidelines.

MSDP

3.6.17 The discussion with the officials had revealed that they are more aware of the MSDP schemes being implemented in the district.



Discussion with District Level Implementing Officials
– Barpetta District



IAY House under MSDP – Mandia Block

3.6.18 The officials had informed that they focus mainly on implementation of MSDP. The scholarship is being implemented through the school head masters and the education department. They have used MSDP scheme to develop infrastructure in the schools.

3.6.19 It is seen that the MSDP scheme is being implemented in the selected district. The discussion with school head master had revealed that the scholarship schemes are also being implemented in the school.

SURVEY FINDINGS

Minority Community members

3.6.20 As part of the evaluation, the team had discussion with the members of the minority community. This included the eligible beneficiaries of various schemes, school children and the head masters of schools.

Profile of the Minority Community Members

3.6.21 The beneficiaries include adults and school children eligible to receive scholarship. The members are selected from two districts – Dhubri and Barpetta. From Dhubri

district, two blocks - Debitola and Bilasipara was selected. From Barpetta district, the blocks selected were Sarukhetri and Mandia.

Table 3.87
Profile of the Beneficiaries

Sl.No.	Criteria	Adult (%)	School Children (%)
1	Sex		
	Male	92	65
	Female	8	35
2	Religion		
	Muslim	100	100
3	Occupation		
	Employed	8	
	Small business	30	
	Wage Labourers	62	
4	BPL Status	90	100
5	Possession of Adhaar/UID	100	100

(Source: Compiled from Primary data)

3.6.22 In the State of Assam, the beneficiaries interviewed included people belonging to Muslim community only. Among this about 92 per cent were males and 8 per cent were females. The discussion with the officials had revealed that mostly the Muslim community avails the beneficiaries. Even though there is Sikh population in the State (Dhubri District), they do not avail the scheme benefits. It is also informed that the Jain community hardly responds to the scheme benefits as they are mostly engaged in large business and relatively well off. Thus it is seen that majority of the respondents included those who belong to Muslim community. As part of the study, the team also had interaction with school children studying in Madrassa.



Interaction with Minority Community Members and Madrassa Students

3.6.23 Among the beneficiaries, most of them belong to BPL category and they possess the identity card issued by the Government of India. Only less than 10 per cent is having Government employment. Others are either engaged in small business (30%) or work as wage labourers (62%).

Awareness Level of Minority Community Members about the Schemes

3.6.24 The awareness level of the minority community members on various schemes varies depending upon their level of education. It is also informed that none of the communication regarding the various schemes of the MoMA has reached to the beneficiaries in an effective manner. From the discussion with the officials it is also understood that the particulars about the scheme of Moulana Azad Educational Foundation has not even properly reached among the officials also. Thus there is an overall lack of clarity among the officials as well as among the beneficiaries.

Awareness on Education Empowerment Schemes

The schemes of the MoMA that focus on education empowerment of the minority community are:

- Pre – Metric Scholarship Scheme
- Post Metric Scholarship Scheme

- Merit -cum - Means Scholarship Scheme
- Free Coaching and Allied Scheme
- Moulana Azad National Fellowship for Minority Students
- Moulana Azad Education Foundation – Moulana Azad Scholarship for Meritorious Girl Students

3.6.25 From the survey conducted among the beneficiaries it is revealed that only educated minority community members are aware of the scheme details and they are availing the scheme benefits also. About 80% of the beneficiaries, who are not well educated, are not aware of the scheme details and almost all the educated minority community members are well aware of the scheme. So far none of the advertisements released by the ministry/State has not reached to the level of the beneficiaries. This indicates that the illiteracy prevailing among the beneficiaries may be taken in to consideration while advertisement regarding the schemes is prepared. Even though there are education empowerment schemes, the prevailing child labour and early marriage inhibits the minority community members from availing the benefits. This necessitates the need of effective IEC activities on the consequences of early marriage, child labour etc. and advertisement on various educational empowerment schemes being implemented by the MoMA.

3.6.26 However, as the process related to educational scholarships is being done through the department of education, many students are getting the benefits of the scholarship. Except the educated beneficiaries, others will initiate the process of submission of application only after receiving communication form the department/head master of the school. They won't demand the scholarship as they are not aware about the scholarship. Some of the reasons evolved from the discussion with beneficiaries and officials on the lack of awareness about the scheme include:

- In order to put banners on the scholarships and to conduct an awareness campaign among the beneficiaries, there are no funds. If at all there is provision for fund, the officials are not aware of it.

- The beneficiaries feel that expense is incurred in submitting the application
- An affidavit is to be submitted by the minority students for availing the benefit in stamp paper, which is expensive. They have also suggested that for disbursing benefits to SC/ST students, the affidavit is not being submitted and the head of the institutions gives the certificate. Therefore the members of the minority communities also requested for such a procedure.
- In many cases, the beneficiaries are not willing to open a bank account with zero balance. As the benefits are transferred through bank account, it is compulsory to have a bank account.
- Even though there are many SHGs in the districts, many of them are not functional. If the SHGs are functional, this can be used as a medium for communicating various scheme details among the members.

3.6.27 All this indicates that clarity on the funds that can be used for advertisements is required among the officials. The literacy level of the recipient is also to be taken in to consideration while designing the advertisement and the media.

Awareness about other Schemes

Besides educational empowerment schemes, there are various schemes of MoMA, which is being implemented in the State. This includes:

- Moulana Azad Educational Foundation – Grant in Aid to NGOs
- Moulana Azad Education Foundation – Moulana Abdul Kalam Azad Literacy Award
- Scheme for Leadership Development of Minority Women
- Scheme for Computerisation of Record of State WAKAF Board
- Prime Ministers New 15 Point Programme for Minorities
- Central WAKAF Council – Grant in Aid Scheme
- Central WAKAF Council – Revolving Fund
- Central WAKAF Council – Educational Programs
- National Minorities Development and Finance Corporation – Lending Scheme
- National Minorities Development and Finance Corporation – Promotional Scheme

Table 3.88

Awareness about the Schemes of MoMA other than Educational Empowerment Schemes

Sl.No	Scheme	Aware (%)	Not Aware (%)
1	Moulana Azad Educational Foundation – Grant in Aid to NGOs	8	92
2	Moulana Azad Education Foundation – Moulana Abdul Kalam Azad Literacy Award	13	87
3	Scheme for Leadership Development of Minority Women	26	74
4	Scheme for Computerisation of Record of State WAKAF Board	4	96
5	Prime Ministers New 15 Point Programme for Minorities	35	65
6	Central WAKAF Council – Grand in Aid Scheme	5	95
7	Central WAKAF Council – Revolving Fund	5	95
8	Central WAKAF Council – Educational Programs	5	95
9	National Minorities Development and Finance Corporation – Lending Scheme	30	70
10	National Minorities Development and Finance Corporation – Promotional Scheme	28	72

3.6.28 Compared to the educational empowerment schemes, the awareness level of the minority community members about the other schemes is very poor. It is seen that about 35 per cent of the people are aware about the Prime Ministers New 15 Point Programme for Minorities. This programme covers housing, women and child development, credit schemes, poverty alleviation initiatives, housing, Multi Sectoral development Programme (MSDP) and various other schemes aiming at the welfare of the minority communities. As this programme could reach out to the minority communities, some of them (35%) became aware about the scheme. There are also beneficiaries who had availed the benefits but not aware about the scheme. Similarly, about 30 percent of the minority community members are aware about the scheme of National Minorities Development and Finance Corporation (NMDFC). This is mainly because they have availed the loan from the lending scheme. The awareness about the schemes for WAKAF Council schemes is relatively poor (5% each). The assets created under MSDP at various schools with name boards facilitates in creating some awareness among the literate people.



Drinking Water Scheme



School Additional Class Room under MSDP

3.6.29 As the schemes shown above like housing, drinking water facility and infrastructure for schools are reaching to the people, they are aware about this. The case of educational scholarship also has the same impact. However it is understood that (Table 1.2), the awareness level needs to be improved further. As some people are aware about MSDP because of the display on the asset created, various promotional activities suitable to each schemes may be developed so that the information reaches to the people. When the people become more aware about the scheme, people will approach the authorities to avail the scheme benefits. All these discussions call for strengthening the advertisement activities.

Awareness about the Agencies Implementing the Scheme

3.6.30 The beneficiaries, especially the illiterate members are not aware of the agencies implementing different schemes. There is also a lack of clarity regarding the process of applying for various schemes and the contact point. They have suggested establishing a help desk point at the GP office or at the office of the implementing agencies.

Awareness about NGO working in the Area

3.6.31 The NGOs in the State are mainly working on the Scheme for “Leadership Development of Minority Women”. The discussion with beneficiaries had revealed that none of them are aware about the NGOs involved in the activities of MoMA.

Awareness Level of Political Leaders

3.6.32 The Team had discussion with the elected PRI members. About 30% each of the PRI members are aware about the Pre metric and Post metric scholarship schemes. About 58 per cent are aware about the IAY scheme implemented under MSDP. The awareness level of PRI members on the various schemes is given below.

Table 3.89

Awareness Level of Political Leaders about the Schemes of MoMA

Sl.No	Scheme	Aware (%)	Not Aware (%)
1	Pre – Metric Scholarship Scheme	30	70
2	Post Metric Scholarship Scheme	30	70
3	Merit -cum - Means Scholarship Scheme	18	82
4	Free Coaching and Allied Scheme	7	93
5	Moulana Azad National Fellowship for Minority Students	28	72
6	Moulana Azad Education Foundation – Moulana Azad Scholarship for Meritorious Girl Students	10	90
7	Moulana Azad Educational Foundation – Grant in Aid to NGOs	12	88
8	Moulana Azad Education Foundation – Moulana Abdul Kalam Azad Literacy Award	15	85
9	Scheme for Leadership Development of Minority Women	35	65
10	Scheme for Computerisation of Record of State WAKAF Board	7	93
11	Prime Ministers New 15 Point Programme for Minorities	58	42
12	Central WAKAF Council – Grand in Aid Scheme	12	88
13	Central WAKAF Council – Revolving Fund	12	88
14	Central WAKAF Council – Educational Programs	12	88
15	National Minorities Development and Finance Corporation – Lending Scheme	36	64
16	National Minorities Development and Finance Corporation – Promotional Scheme	30	70

3.6.33 Other than pre and post metric scholarship schemes, the most familiar scheme is the Prime Ministers New 15 Point Programme for Minorities (58%). As IAY housed and creation of school infrastructure is being taken up under this scheme, the elected PRI members are more familiar with this scheme. Even though they are familiar

with the MSDP scheme, they are ignorant about the eligibility criteria and the guidelines. About 35 per cent of the PRI members/political leaders are aware about “Scheme for Leadership Development of Minority Women”. This may be due to involvement of the NGOs engaged in the activity.

- 3.6.34 The discussion with the PRI members had revealed that about 75% of them did not get any training during their tenure. The only training attended by some of the PRI members (20%) is only an online training programme. Moreover none of the PRI members are aware of the scheme particulars and their guidelines. This call for conducting a Training Needs Assessment among the PRI members and suitable training may be imparted to them. In addition to routine training, the PRI members may also be made aware of the schemes being announced and the guidelines.

NGOs Involved in the Activity

- 3.6.35 As part of the study, the team had interaction with NGOs engaged in the activities related to minority welfare. The NGOs are mainly involved in the following activities.

- Vocational Training Programme
- Entrepreneurship Development Programme
- Awareness programme on Education, Child Marriage and Environment
- Leadership Development Programme.

- 3.6.36 It is informed that the NGOs are involved in the schemes of MoMA and they are working for the welfare of the minority community. Among the schemes of the MoMA, the NGOs are mostly involved in the scheme “Leadership Development of Minority Women”, under Nai Roshni. The NGOs had informed that they have trained about 125 women during the period April 2014 to July 2014. The participants included women PRI members, social workers and SHG members.

Awareness about the Agencies Implementing the Scheme

3.6.37 The NGOs are aware about the State level implementing agencies of various schemes. However it is understood that they are not fully aware of all the schemes of MoMA. Among the schemes of MoMA, the NGOs mainly focus on “Leadership Development of Minority Women”, under Nai Roshni. However the NGO representatives had informed that they have noticed some new paper advertisements about the schemes. They are also getting information from the official web sites of the ministry. Moreover as the NGOs are participating various workshops organized by various departments, they are getting some information. None of the NGOs had attended a workshop organized for the scheme of MoMA.

III. EAST ZONE

3.6.38 In East Zone, two States covered under evaluation studies are West Bengal and Orissa. The districts and blocks covered in East Zone and the sample size of stakeholders surveyed in this Zone is given below:-

Table 3.90
Coverage (East Zone)

Sl. No.	States	Districts	Blocks
North Zone			
1	West Bengal	Murshidabad	Lalgola
			Nabagram
		24 South Parganas	Baruipur
			Falta
2	Orissa	Gajapati	R. Udaygiri
			Guma
		Sundargarh	Nuagaon
			Subdega

Table 3.91
Sample Covered (East Zone)

Sl. No.	Particulars	Number	
		West Bengal	Orissa
1	State level implementing officials	3	3
2	People's representative	30	32
3	Minority community members	126	124
4	NGOs	1	2

3.7 A. ODISHA

3.7.1 Odisha (formerly known as Orissa) is an Indian state on the subcontinent's eastern part. Odisha is the 9th largest state by area in India, and the 11th largest by population. Oriya (officially spelled *Odia*) is the official and most widely spoken language, spoken by three quarters of the population. The state's capital city is Bhubaneswar.

DEMOGRAPHIC DETAILS

Population

3.7.2 The Population of Orissa according to the 2011 census stands at about 41 million, making it the 11th most populated state in India. According to the 2011 census of India, the total population of Odisha is 41,947,358, of which 21,201,678 (50.54%) are male and 20,745,680 (49.46%) are female, or 978 females per 1000 males. This represents a 13.97% increase over the population in 2001. The population density is 269 per km².

Table 3.92
Minority Population

Sl. No.	Particulars	Population	% to Total Population
1	Total		36,804,660
2	Christian	897,861	2.43%
3	Muslim	761,985	2.07%
4	Sikh	17,492	0.04
5	Buddhist	9,863	0.02
6	Jain	9,154	0.02

3.7.3 The vast majority of the Oriyas are Hindus. Scheduled Castes and Scheduled Tribes form 16.53% and 22.13% of the state population, constituting 38.66% of the State population. As per 2001 census, minorities account for 5.64% of Orissa's population which include Christians (2.43 %), Muslims (2.07 %), Sikhs (0.04%),

Jains (0.02 %), Buddhists (0.02 %) and others (0.05 %). The details about the population of Gajapati District are given below:

Minority Concentrated Districts

- 3.7.4 Gajapati is identified as the Minority Concentrated District in Odisha. According to the [2011 census](#) Gajapati district has a [population](#) of 575,880. The district has a population density of 133 inhabitants per square kilometer (340/sq mi). Its [population growth rate](#) over the decade 2001-2011 was 10.99%. The major religions in the district are Hindu (65.78 percent), Christian (33.47 percent), Buddhists (0.38) indicating although Hindu predominance is there Christians are a major discernible group. The scheduled caste population of the district constitutes 7.50 percent and among them the major caste groups are Pan Pano (32.11 percent), Dhoba (14.01 percent) and Mala etc. (9.49 percent). The scheduled tribes account for 50.78 percent population of the district and Khond (14.86 percent) Saora etc. (32.21 percent) and Shabar (50.84 percent) are the largest tribal groups in the district.
- 3.7.5 Sundargarh District was constituted on the 1st January, 1948, out of the two ex-States of Gangpur and Bonai, which merged with Odisha on that day. True to its name, this beautiful District of Sundargarh with about 43 percent of its total area under forest cover and numerous colourful tribes dotting its landscape and with abundant mining potential is bounded by Ranchi District of Jharkhand on the North, Raigarh District of Chhatisgarh on the west and North West, Jharsuguda, Sambalpur and Angul Districts of Odisha on the South and South East and Singhbhum District of Jharkhand and Keonjhar District of Odisha on the east. Sundargarh District has 3 sub divisions, 16 Tehsils, 17 Blocks and 262 Gram panchayats. The population of this District is 2,080,664, this being the fifth most populous District of the state. Its rural population exceeds twelve lakhs and the urban population is more than six lakhs. The male literacy rate is 82.13 and female literacy rate in the District is 65.93. The details of Gajapati district are represented using the table given below:

Table 3.93

Religion	Population	% over total population
All religions	518837	NA
Muslims	1623	0.31
Christians	173663	33.47
Sikhs	2	0
Buddhists	1972	0.38
Parsis	NA	NA
Total Minority	177260	34.16

The details of Sundergarh district are represented using the table given below:

Table 3.94
Population Details

Religion	Population	% over total population
All religions	1,830,673	
Muslims	61,873	3.38
Christians	308,476	16.85
Sikhs	NA	NA
Buddhists	NA	NA
Parsis	NA	NA
Total Minority	NA	NA

(Source Census 2001)

3.7.6 Details of minority concentrated Districts, Blocks and Taluks in Odisha included in the list of 90 Minority Concentration Districts (MCDs) in India prepared by the Ministry of Minority Affairs are given in Table.

Table 3.95

SI No.	Particulars	Number	Names
1	Minority Concentrated Districts	2	Gajapati Sundergarh
2	Minority Concentrated Blocks		Balisankara Subdega Kutra Kuanrmunda Nuagaon Rajagangapur Gurundia Mohana Udaygiri Nuagada Guma Kotagarh Daringbadi Chandrapur Gunupur
3	Minority Concentrated Taluks		Bhadrak

Schemes of Ministry of Minority Affairs Implemented for the Welfare of Minority Communities in Odisha

3.7.7 Orissa Backward Classes Finance and Development Co-operative Corporation established during 1994-95 and registered under the O.C.S. 1962 provides economic assistance to the people belonging to S & E.B.C/O.B.C under various income generating schemes and for minorities from 2007.

3.7.8 The schemes of Ministry of Minority Affairs which are being implemented in Odisha for the welfare of the minorities include the following:-

I. Educational Empowerment

- Merit cum Means Scholarship for Professional and Technical courses for Minorities
- Pre matric Scholarship for Minorities
- Post Matric Scholarship for Minorities
- Maulana Azad National Fellowship for minority students

- e. Free coaching and Allied scheme

II. Empowerment of Muslim Institutions

- a. Schemes for computerization of records of State Wakf Board

III. Area Development

- c. Multi Sectoral Development Programme

IV. Schemes run by Subordinate Organizations

- b. Schemes of National Minorities Development and Finance Corporation
 - i. Term loan scheme
 - ii. Micro Finance scheme

Year- Wise Performance of Schemes of Ministry of Minority Affairs

- 3.7.9 The year wise physical as well as financial performances of the schemes implemented in Odisha are discussed in detail in the coming paragraphs.

I. Educational Empowerment

3.7.10 The financial as well as the physical performance of the educational empowerment schemes implemented in Odisha with the objective of empowerment through education is given below:-

Table 3.96

Sl No.	Schemes	2007-8			2008 - 09			2009 -10			2010 - 11			2011 - 12			2012 - 13			2013 - 14		
		Physical		Financial	Physical		Financial	Physical		Financial	Physical		Financial	Physical		Financial	Physical		Financial	Physical		Financial
		T	A		T	A		T	A		T	A		T	A		T	A		T	A	
1	Pre Mat SS				2686	3542	0.28	13432	17049	1.34	17909	17909	1.39	30445	24553	2	35818	34673	3.97	35818	38611	3.04
2	Post Mat SS				1120	837	34.8	2686	1288	0.46	3582	1049	1.03	4700	1114	0	4400	2143	1.23	4400	3380	2.42
3	McM SS	179	84	0.23	109		0.29	179	106	0.29	179	108	31.38	179	201	0.68	537	427	1.24	537	606	1.77
4	FC&AS	190		3033800	75		791260	230		3994250	70		723000	0		0	250		5045500	0		0

3.7.11 The physical as well the financial achievements of pre matric and post matric scholarship schemes are observed to be showing an increasing trend over the last six years(from 2008-09 to 2013-14.). Regarding the physical performance of merit cum scholarship scheme, it is noticed that a large number of minority students have availed this scholarship during the last three years (2011-12 to 2013-14).

Table 3.97

Physical Performance - Maulana Azad National Fellowship Scheme (Odisha)

Year	New	Renewal
	Numbers	
2008-09	NA	NA
2009-10	3	
2010-11	6	3
2011-12	5	9
2012-13	NA	NA
2013-14	NA	NA
2014-15	7	

3.7.12 The physical performance of Maulana Azad National Fellowship scheme shows a similar pattern in all years of its implementation in the state.

II. Empowerment of Muslim Institutions

3.7.13 Towards the scheme for computerization of State Wakf Board, funds to the tune of Rs 27.1 Lakhs and 8.8 lakhs were sanctioned to Odisha State Wakf Board during the years 2010 and 2013 respectively.

III. Area Development

a. Multi Sectoral Development Program

Table 3.97

Sl No.	Year	No: of in Districts	Amount
1.	2008-09	NA	NA
2.	2009-10	2	206993000
3.	2010-11	2	99224000
4.	2011-12	NA	NA
5.	2012-13	3	78333500
6.	2013-14	8	156132000

IV. Schemes run by Subordinate Organizations

a. Schemes of National Minorities Development and Finance Corporation

i. Term Loan Scheme

3.7.14 The term loan scheme has been disbursed to a total of 211 beneficiaries and a total fund to the tune of Rs.200Lakhs has been released for the same in Odisha during 2012-13.

ii. Micro Finance Scheme

3.7.15 Under the micro finance scheme of NMDFC an amount of Rs.144.25Lakhs has been sanctioned to Odisha State only during the year 2008-12 through Orissa Backward Classes Finance and Development Co-operative Corporation, which the state channelizing agency for the same. The micro finance assistance has been given to 1374 beneficiaries during this period.

Table 3.98

Micro Finance Scheme

Year	Beneficiaries	Amount(Rs in lakhs)
2007-08		
2008-09	382	27.00
2009-10	553	38.25
2010-11		
2011-12	439	79.00
2012-13		

Other Schemes Implemented by the Orissa Backward Classes Finance and Development Co-operative Corporation

I. State Level Schemes

The OBCFDCC assist a wide range of income generating activities to assist the poorer section of these classes in skill development and self employment ventures under following broad sectors.

- Agriculture & Allied activities
- Small business/Artisan & traditional occupation
- Service Sector
- Transport

NBCFDC/NMDFC provides financial assistance through State Channelizing Agency (SCAs) nominated by the State i.e OBCFDCC.

- i. Under Term Loan Scheme, loans are given up to 85% of the project cost subject to a maximum of Rs.5.00 lakhs. Rate of interest is 6% p.a.
- ii. Group Micro Finance through Self-Help Groups: The Scheme provides loan up to 90% of the project cost. The maximum loan limit is Rs.25,000/- per beneficiary. The rate of interest is 5% p.a.
- iii. For inculcating the spirit of Self-reliance among the women of Backward Classes living below the poverty line, the Corporation has introduced New Swarnima Scheme for women. Maximum loan limit is Rs.50,000/- @4% p.a.
- iv. Skill development training through Govt. and private I.T.Is approved by Director, Technical Education & Training, Orissa.

- **NMDFC (Education Loan Scheme for Technical & Professional Courses)**
- **NBCFDC**

Table 3.99

Details of Scheme NBCFDC & NMDFC (Rs. In Lakhs)

Name of the National Corporation	Name of Scheme	Maximum loan limit per Benf.	Pattern of Finance			Rate of Interest		Period of recovery.
			National Corporation Loan	SCA Loan	Benf. Share	National Corpn. To SCA	SCA to Benf.	
1	2	3	4	5	6	7	8	9
NBCFDC	Term Loan	Up to Rs 5,00,000/- Lakhs	85%	10%	5%	3%	6%	8 years
NBCFDC	New Swarnima (only for OBC/SEBC women candidates)	Up to Rs. 50,000/-	95%	5%		1%	4%	10 years
NBCFDC	Micro Finance	Up to Rs 25,000/-	90%		10%	2%	5%	3 years
NMDFC	Term Loan	Up to Rs. 50,000/-	85%	10%	5%	3%	6%	8 years
NMDFC	Micro Finance	Up to Rs. 90,000/-	90%		10%	1%	5%	3 Years

II. District Level Schemes

3.7.16 No district level schemes were identified during the survey period in Odisha. State level schemes (minority schemes) are implemented through Block development offices.

DISTRICT OFFICIES

- **ITDA-** Integrated Tribal Development Agency
- **IITA-** District Welfare Officer and Project Administrator are working for the welfare of minority communities in the district level.

SURVEY FINDINGS

I. MINORITY COMMUNITY MEMBERS

a. SOCIO - ECONOMIC PROFILE OF MINORITY COMMUNITY MEMBERS

3.7.17 In Odisha State, as part of the evaluation study, a total of 124 minority community members were surveyed. A brief profile of the socio economic status of the sample minority community members are given below:

3.7.18 It is observed that around 35.82 percent of the sample minority community members are in the age group of 36 to 50 years. About 35.82 percent of them are in the age group of 50-65 years and nearly 14.92 percent of them are in the age group of 18-35 years. The remaining minority community members (13.43%) fell in the age group of above 65 years.

Table 3.100

Age Profile of Minority Community Members

Age Group	% of Beneficiaries		
	Gajapathi	Sundargarh	Total
Up to 18	0	0	0
18-35	17.14	12.50	14.92
36-50	28.57	43.75	35.82
50-65	42.86	28.13	35.82
Above 65	11.43	15.63	13.43

A majority of the minority community members surveyed were males (92.54 %).

Table 3.101

Gender Details

Category	% of Beneficiaries		
	Gajapathi	Sundargarh	Total
Men	91.43	93.75	92.54
Women	8.57	6.25	7.46

3.7.19 It is observed that all the minority community members surveyed as part of the evaluation study in Odisha were Christians and Muslims.

3.7.20 Regarding the occupation status of minority community members surveyed, 44.78 percent of the sample members covered were Labours. Nearly 23.88 percent of the members were employed in Government and Private Sector. While 22.39 percent of minority community members were engaged in Trade/Commerce. Nearly 4.48 percent are working in Agriculture sector. 2.99 percent of the minority community surveyed were Students and the remaining 1.49 percent is physically challenged and is Unable to work.

Table 3.102
Occupation Status of Minority Community Members

Occupation	% of Beneficiaries		
	Gajapathi	Sundargarh	Total
Agriculture Labor	0.00	9.38	4.48
Trade/Commerce	0.00	46.88	22.39
Laborer	62.86	25.00	44.78
Agriculture and Related Activities	0.00	0.00	0.00
Government Servant	5.71	6.25	5.97
Private Job	28.57	6.25	17.91
Unable to work	2.86	0.00	1.49
Student	0.00	6.25	2.99

3.7.21 Almost 79.10 percent of the minority community members included in the sample are from BPL category. About 83.58 percent of the minority community members surveyed reported that they possess ADHAAR/UID card.

b. DETAILS OF AWARENESS OF MINORITY COMMUNITY MEMBERS

i. Awareness about Ministry of Minority Affairs

3.7.22 It is significant to note that a larger majority of minority community members (88.06%) are not aware of the Ministry of Minority Affairs.

Table 3.103

Awareness about Ministry of Minority of Affairs

Status	% of Minority Community Members		
	Gajapathi	Sundargarh	Total
Aware	17.14	6.25	11.94
Unaware	82.86	93.75	88.06

3.7.23 Among these members who have heard about MoMA, 75 percent is through Educational Institutions and the remaining through Govt. Officials.

Table 3.104

Source of Awareness about Ministry of Minority of Affairs

Status	% of Minority Community Members		
	Gajapathi	Sundargarh	Total
Govt Officials	33.33	0	25
Educational Institutions	66.67	100	75

ii. Awareness about various schemes

3.7.24 The analysis of the responses of the minority community members regarding awareness about the various schemes revealed that only around 15 percent of the sample minority members covered as part of evaluation study have awareness about the following schemes implemented by the Ministry :-

- a. Post/Pre Matric scholarship scheme (17.91%)
- b. Free Coaching and Allied Scheme (2.99%)
- c. PM 15 point programme (10.45%)
- d. Schemes of NMDFC (22.39%)
- e. Term loan Scheme (22.39%)

3.7.25 Around 32.84 percent of the members reported awareness about the micro finance loan scheme run by subordinate organizations like NMDFC, where only 7.46 percent of the community members are aware of the schemes for the empowerment of

Muslim institutions. While none of the minority community members have heard about merit cum means scholarship scheme and Maulana Azad National fellowship scheme.

Table 3.105
Awareness about Various Schemes

Schemes	% of Minority Community Members		
	Gajapathi	Sundargarh	Total
5. Educational Schemes			
f) Metric cum means Scholarship	0	0	0.00
g) Pre Matric Scholarship	25.71	9.38	17.91
h) Post Matric Scholarship	25.71	9.38	17.91
i) Maulana Azad	0.00	0.00	0.00
j) Free Coaching and Allied Scheme	5.71	0.00	2.99
6. Empowerment of Muslim institutions	0.00	15.63	7.46
7. PM 15 point program	14.29	6.25	10.45
8. Schemes run by Subordinate Organizations			
d. Schemes of NMDFC	34.29	9.38	22.39
e. Term loan Scheme	28.57	15.63	22.39
f. Micro Finance loan	42.86	21.88	32.84

3.7.26 Even though the minority members surveyed reported awareness about various schemes implemented by the Ministry, it was noticed that only approximately 38 percent of them have availed benefit under any of the schemes of the ministry.

iii. Awareness about State govt/agencies implementing schemes and separate schemes implemented by state govts.

3.7.27 The awareness level of minority members about the state government departments or agencies implementing schemes of Ministry in Odisha, or about the separate schemes run by these departments is observed to be 25.37 percent of the total sample.

Table 3.106**Awareness about State govt/agencies**

Status	% of Minority Community Members		
	Gajapathi	Sundargarh	Total
Aware	25.72	25	25.37
Unaware	74.28	75	74.63

iv. Awareness about NGO working in the area for creating awareness of programmes of MoMA

3.7.28 None of the community members surveyed are aware about any NGO's working in the area for creating awareness about the programmes of the Ministry or implementing programmes like Leadership Development Programme/ Free Coaching and Allied Scheme.

Table 3.107**Awareness about NGO**

Status	% of Minority Community Members		
	Gajapathi	Sundargarh	Total
Aware	0	0	0
Non Aware	100	100	100

v. Awareness about Community leaders/Political leader working in the area creating awareness of programmes of MoMA

3.7.29 Nearly 39 percent of the minority members surveyed reported awareness about community leaders/ political leader working in their area to create awareness about the programmes of Ministry.

Table 3.108**Awareness about Community leaders/Political leader working in the area**

Status	% of Minority Community Members		
	Gajapathi	Sundargarh	Total
Aware	40	37.5	38.81
Non Aware	60	62.5	61.19

vi. Awareness about Publicity done for the Schemes by MoMA

3.7.30 Ministry has adopted suitable multi-media campaign for disseminating information regarding the programmes, schemes and initiatives taken up and implemented by MoMA among the target groups. The print as well visual media has been used by Ministry for this purpose. Among the community members who are aware about the schemes, the survey data indicate that, while 55.56 percent of them have heard advertisements through Radio/ AIR, only 22.22 percent of the minority community members have seen advertisements of schemes of MoMA in public offices/places. The remaining 22.22 percent of the members have seen advertisements of MoMA in Doordharsan/TV.

Table 3.109

Awareness about Advertisements in Doordarshan, Radio jingles/AIR, TV, Public Places/Offices, etc

Advertisements	% of Minority Community Members		
	Gajapathi	Sundargarh	Total
Doordharsan/TV	30	0	22.22
Radio/AIR	50	66.67	55.56
Public Places/Offices	20	33.33	22.22

II. NON GOVERNMENTAL ORGANISATIONS

3.7.31 It is observed that no such NGO's are working in the State of Odisha for creating awareness about the programmes of the Ministry and about the schemes provided for their welfare, during the period of survey.

III. PEOPLES' REPRESENTATIVES

a. General Profile of Peoples' Representatives

3.7.32 It is observed that about 80 percent of the sample peoples' representatives are in the age group of 30 to 50 years and the remaining of them aged between 50 and 65 years.

Table 3.110

Age Profile of Peoples' Representatives

Age Group	% of People Representatives		
	Gajapathi	Sundargarh	Total
30-50	80	100	87.5
50-65	20	0	12.5

3.7.33 Among the peoples representatives surveyed, 37.5 were females and the rest were males and belongs to Christian and Scheduled Tribe communities. As regards the representative status of peoples' representatives surveyed, 75 percent of the samples were Block Panchayat Chairman/ Vice Chairman. While 12.5 percent of them were Grama Panchayat Member, and the remaining 12.5 percent were Member of Legislative Assembly.

Table 3.111

Representative Status of Peoples' Representatives

Status	% of People Representatives		
	Gajapathi	Sundargarh	Total
Block Panchyat Chair person	60	100	75
State-MLA	20	0	12.5
Grama Panchayah member	20	0	12.5

B. Details of Awareness of Peoples' Representatives

i. Awareness about Schemes

3.7.34 Among the peoples' representatives surveyed, 75 percent of them are aware about educational empowerment programmes and scholarship programmes and lending schemes of MoMA. Also around 50 percent each of them have awareness about leadership development scheme of minority women and 15 point program of PM and 25 percent is aware about the Maulana Azad Scholarship schemes and Free coaching and Allied schemes of the Ministry. None of them reported awareness about scheme for computerization of State Wakf Board.

Table 3.112

Awareness about Schemes- Peoples' Representatives

Schemes	% of People Representatives(Awareness)		
	Gajapathi	Sundargarh	Total
Educational empowerment programmes/ scholarship programmes of MoMA	80	66.67	75
Scheme for leadership development of Minority women	60	33.33	50
Lending Schemes	80	66.67	75
15 point program of PM	60	33.33	50
Free coaching and Allied Scheme	40	0.00	25
Maulana Azad Scholarship	40	0.00	25
Computerization of State Wakf Board	0	0.00	0

ii. Awareness about State Govt. /Agencies implementing schemes and separate schemes implemented by State Govt.

3.7.35 Only 25 percent of the peoples' representatives covered as part of the study are aware about State Government/Agencies implementing schemes of Ministry and also about the various separate schemes implemented by state government of Odisha. Table gives more details.

Table 3.113**Awareness about State Govt. /Agencies Implementing Schemes**

Particulars	% of People Representatives		
	Gajapathi	Sundargarh	Total
Aware	40	0	25
Non Aware	60	100	75

iii. Awareness about NGO

3.7.36 As regards the awareness of peoples' representatives about Non Governmental Organisations working in their area for creating awareness about the programmes of the Ministry, none of them knew about NGOs working in their area for the same purpose.

iv. Awareness about Publicity Activities of MoMA

3.7.37 Regarding the awareness of the peoples' representatives about the publicity activities done by the Ministry, 75 percent of the peoples' representatives have seen advertisements of the schemes on Doordharsan /TV and around 50 percent of them have listened to advertisements on Radio/ AIR. Only 12.5 percent of them reported that they have seen advertisements of the schemes of the Ministry in Public Places/ Offices for improving the awareness levels about the schemes among the target community.

Table 3.114**Awareness about Advertisements in Doordarshan, Radio/AIR, TV, Public places/offices, etc**

Awareness	% of People Representatives		
	Gajapathi	Sundargarh	Total
Doordharsan/TV	60	100	75
Radio/AIR	40	66.67	50
Public Places/Offices	20	0	12.5

3.8 B. West Bengal

3.8.1 West Bengal is the fourth most populous state in the Eastern Region of India accounting for 2.7 % of India's total area, 7.8 % of the country's population and ranks first in terms of density of population which is 904 per square Km. Muslims are the dominant minority and accounts for 25 % of the total population of the State. With 72% of people living in rural areas, the State of West Bengal is primarily an agrarian state with the main produce being rice and jute. About 31.8% of the total population lives below the poverty line.

Population

3.8.2 As per 2011 Census, the State's population was 913 lakhs and there are 947 females per each 1000 male. West Bengal occupies fourth place with regard to population and the density of population as per 2011 Census was 1029 inhabitants per sq. km making it the second-most densely populated state in India after Bihar. West Bengal State has been divided into 20 districts, three Revenue divisions, and 49 sub-divisions for administrative purposes.

Minority Population

3.8.3 The population of minorities is 26.33 percent of the total population of the state. Muslims, Christians, Jains, Buddhists, Sikhs and Parsis are minority communities present in West Bengal.

Table 3.115
Minority Population in West Bengal

SI No.	Particulars	Population	Percentage to Total Population
1	Total Population		80176197
2	Muslims	20240543	25.24
3	Christians	515150	0.64
4	Jains	55223	0.07
5	Buddhists	243364	0.30
6	Sikhs	66391	0.08
Total Minorities		21120671	26.33

Source: Census of India 2001

Minority Concentrated Districts

3.8.4 Uttar Dinajpur, DakshinDinajpur, Maldah, Murshidabad, Birbhum, Nadia, South 24-Parganas, Barddhaman, Koch Bihar, North 24-Parganas, Haora are the districts identified as Minority Concentrated Districts in West Bengal. Among these districts, South 24 Pargana and Murshidabad are the two districts selected for the study. A brief profile of these districts are given below:-

South-24 Parganas

3.8.5 The district of South-24 Parganas accounts for 33.24 percent Muslim population and other minorities constitute about 0.81 percent. Of the total population the rural population is approximately 84.22 percent.. The SC and ST population of the district are 32.11 percent and 1.23 percent respectively. Total minority population is 2352281(34.06%). This district geographically lies close to the state capital Kolkotta.

Table 3.116
Murshidabad

Sl No.	Particulars	Total Population	Muslims	Christians	Sikhs	Buddhists	Total Minorities
1	Uttar Dinajpur	2441794	1156503	13172	252	335	1170262
2	DakshinDinajpur	1503178	361047	22039	215	175	383476
3	Malda	3290468	1636171	8388	283	164	1645006
4	Murshidabad	5866569	3735380	13723	402	244	3749749
5	Birbhum	3015422	1057861	7382	347	222	1065812
6	Nadia	4604827	1170828	29563	699	635	1201179
7	South 24-Parganas	6906689	2295967	52835	1680	1799	2352281
8	Bardhaman	6895514	1364133	15997	22020	1607	1403757

9	Koch Bihar	2479155	600911	2162	330	474	603877
10	North 24-Parganas	8934286	2164058	20138	10679	5839	2200714
11	Howrah	4273099	1044383	6284	3779	1085	1055531

3.9 Murshidabad

3.9.1 Murshidabad is a district of West Bengal in Eastern side. According to the 2011 census Murshidabad district has a population of 7,102,430. Muslim with 63.67 percent is the largest minority community in Murshidabad followed by Christians with 0.23 percent. Total minority population is 3749749 i.e. (63.92%). The district shares its boundary with Bangladesh.

Schemes of Ministry of Minority Affairs Implemented for the Welfare of Minority Communities in West Bengal

3.9.2 The schemes of Ministry of Minority Affairs which are being implemented in West Bengal for the welfare of the minorities include the following:-

I. Educational Empowerment

- a. Merit cum Means Scholarship for Professional and Technical courses for Minorities
- b. Pre matric Scholarship for Minorities
- c. Post Matric Scholarship for Minorities
- d. Maulana Azad National Fellowship for minority students
- e. Free coaching and Allied scheme

II. Empowerment of Muslim Institutions

- f. Schemes for computerization of records of State Wakf Board

III. Area Development

- g. Multi Sectoral Development Programme

IV. Schemes run by Subordinate Organizations

- h. Schemes of National Minorities Development and Finance Corporation
 - i. Term loan scheme
 - iii. Micro Finance scheme

Year- Wise Performance of Schemes of Ministry of Minority Affairs

- 3.9.3 The year wise physical as well as financial performances of the schemes implemented in West Bengal are discussed in detail in the coming paragraphs.

I. Educational Empowerment

- 3.9.4 The financial as well as the physical performance of the educational empowerment schemes implemented in West Bengal with the objective of empowerment through education is given below .

- 3.9.5 The physical as well the financial achievements of pre matric and post matric scholarship schemes are observed to be showing an increasing trend over the last six years(from 2008-09 to 2013-14.). Regarding the physical performance of merit cum scholarship scheme, it is noticed that a large number of minority students have availed this scholarship during the last three years (2011-12 to 2013-14). Also the physical performance of the free coaching and allied scheme shows that as the number of students who have availed the benefit of this scheme become 700 in 2013 -14 from 623 in 2008-09.

Table 3.117

No.	Sche mes	2007-8			2008 - 09			2009 -10			2010 - 11			2011 - 12			2012 - 13			2013 - 14		
		PHY		FIN	PHY		FIN	PHY		FIN	PHY		FIN	PHY		FIN	PHY		FIN	PHY		FIN
		T	A		T	A		T	A		T	A		T	A		T	A		T	A	
1	Pre Mat SS				33 34 6	68 23 5	5.36	16 67 32	240 548	19.7 2	222 309	913 002	76.53	37 79 26	95 52 05	82.98	44 46 18	116 538 6	111.8 7	444 618	1869 161	169. 36
2	Post Mat SS	8336	0	0	13 89 3	31 28 9	772. 02	33 34 6	756 60	18.4 3	444 62	877 52	25.77	58 35 6	11 84 41	46.87	54 79 0	125 909	56.95	547 90	1953 31	90.8 7
3	McM SS	2223	1897	5.0 4	21 58		5.61	22 23	217 9	6.15	222 3	223 5	612.8 6	22 23	55 39	14.84	66 69	844 0	22.28	666 9	1050 6	28.2 9
4	FC&A S				62 3		760 250 0	20 50		419 190 00	50		3703 1375	12 00		1960 4000	50 0		1549 5250	700		2548 3000

Table 3.118

Physical Performance - Maulana Azad National Fellowship Scheme (West Bengal)

Year	New	Renewal
	Numbers	
2008-09	NA	NA
2009-10	78	NA
2010-11	80	78
2011-12	62	158
2012-13	NA	NA
2013-14	NA	NA
2014-15	78	NA

3.9.6 The physical performance of Maulana Azad National Fellowship scheme shows a similar pattern in all years of its implementation in the state.

II. Empowerment of Muslim Institutions

3.9.7 Towards the scheme for computerization of State Wakf Board, Rs.27.1Lakhs were sanctioned Board of Wakfs, West Bengal during the year 2009-10.

III. Area Development

Multi Sectoral Development Programme

3.9.8 As part of Multi Sectoral Development Scheme, many programmes were undertaken in West Bengal. Construction of houses, Anganwadi centres, Girl' hostels, Poly technique buildings, Class rooms, Health sub centres, lab rooms, tube wells, community toilets, etc., were created in the state. All such activities have a significant impact in the development of rural infrastructure of minority concentrated villages.

Table 3.119
Financial Performance
(in lakhs)

Sl. No.	Year	No: of in Districts	Amount
1.	2008-09	6	865.51
2.	2009-10	25	3105.70
3.	2010-11	31	2028.94
4.	2011-12	14	544.12
5.	2012-13	12	2147.82
6.	2013-14	16	3794.39

IV. Schemes run by Subordinate Organizations

a. Schemes of National Minorities Development and Finance Corporation

ii. Term Loan Scheme

3.9.9 The term loan schemes has been disbursed to a total of 47322 beneficiaries and a total fund to the tune of Rs 24000 lakhs has been released for the same in West Bengal during six years from 2007-08 to 2012-13. Also the number of beneficiaries who availed term loan in 2012-13 is decreased compared to the number of beneficiaries of 2009-10.

Table 3.120
Term Loan Scheme

Year	Beneficiaries	Amount (Rs in Lakhs)
2007-08	8300	3500.00
2008-09	10,021	3000.00
2009-10	10,000	4500.00
2010-11	7333	3300.00
2011-12	4615	3000.00
2012-13	7053	6700.00

ii. Micro Finance Scheme

3.9.10 Under the micro finance scheme of NMDFC an amount of Rs.29606.98Lakhs has been sanctioned to West Bengal State only during the year 2007-08 to 2012-13 through Minorities development & Finance Corporation , which the state

channelizing agency for the same. The micro finance assistance has been given to 205359 beneficiaries during this period.

Table 3.121
Micro Finance Scheme

Year	Beneficiaries	Amount (Rs in lakhs)
2007-08	4115	207.74
2008-09	2185	214.49
2009-10	26320	2,106.75
2010-11	60350	4,828.00
2011-12	67500	12,150.00
2012-13	44,889	10,100

Other Schemes Implemented by the Minorities Development and Finance Corporation

I. State Level Schemes

1. Term loan Scheme

Loans

- up to Rs. 1.00lakh
- above Rs 1.00lakh up to Rs. 5.00lakh.

3.9.11 A Guarantor is required. Application time- throughout the year at BDO / Panchayat Samity Office (for rural areas) and SDO office (for municipality areas) in prescribed format. @6% interest p.a. repayment in 20 Quarterly instalments in 5 years, for loan above Rs. 50,000/- ; 5% p.a up to Rs. 50000/-

2. Micro Finance Direct to SHGs

3.9.12 Small loans for income generating economic activities provided directly to members of SHG, especially women. @6% interest p.a. repayment in 18/24 months. Applications are submitted through Field Supervisor of WBMDFC.

3. Minority Women Empowerment Programme

3.9.13 This programme is launched by MA&ME Dept. for providing soft loan to SHGs for undertaking any income generation activity. Subsidy up to Rs.15000/- is given to each beneficiary. Applications are being received from districts throughout the year at BDO/ Municipality office. Subject to availability of fund.

4. Rokeya Sakhawat Gas Oven Micro-Credit Scheme

3.9.14 Small loans are provided to members of self-help group. They may directly apply in prescribed format for the Scheme at office of WBMDFC.

5. Educational Loan

3.9.15 Maximum Rs. 2 lacs per year for study in India and Maximum Rs. 4 lacs per year for study in abroad for pursuing professional courses like Medical, Engineering, Management, Nursing etc. Interest free in case of timely repayment in two years.

6. Merit-cum-Means Scholarship

3.9.16 Scholarship up to Rs. 30,000/ (i.e., Actual course fee or Rs.20,000/- per annum whichever is less plus Maintenance Allowance up to Rs.10,000/- for Hosteller /Rs 5000/- for Day Scholar) per year per student is given for pursuing professional / technical courses at graduate and post graduate level.

7. Haji MdMohasin Endowment Fund Scholarship

3.9.17 One time Scholarship to top 100 Muslim Students of Class X pass out category out of which 70 students from Madhyamik Examination, 20 students from High Madrasah Examination and 10 students from Alim Examination from Senior Madrasah in order of merit may be provided with Scholarship @ Rs. 20,000/- each out of the said Endowment Fund.

8. Pre-Matric Scholarship

3.9.18 Scholarship is given to students for pursuing studies from class 1 to Class X. Yearly scholarship for Class I to V Rs. 1000/-, Class VI to X Rs.1240/- for Day Scholar and for Hosteller Rs. 6240/- per year.

9. Post Matric Scholarship (CS)

3.9.19 Scholarship is given to students for pursuing studies from class XI to PhD. Scholarship amount ranges from Rs. 2700/- to Rs. 10,800/- comprising course fee and maintenance charge per year.

10. Post Matric Stipend (Under Talent Support Programme)

3.9.20 This stipend is awarded to the students who are resident of West Bengal and have passed their last final examination and obtained below 50% marks. He/she should have continuance of his/her studies.

- I. Scholarship is given to students for pursuing studies from class XI onwards
- II. Annual Family Income up to Rs.2Lakhs.
- III. 30% of scholarship is earmarked for girl students.
- IV. Scholarship is provided subject to availability of Fund.
- V. Yearly Scholarship (including maintenance charge and course fee) for Class XI & XII is Rs.2550/-, for Graduation Rs.4800/-, and for Post Graduate Rs.4900/-

11. Vocational Training Programme

3.9.21 For upgrading the skill in various trades Training Programmes are conducted mainly through reputed institutions like ECIL, Ed.CIL, IIM, NIPS, ICA, EPITOME etc. Applications are received on advertisement at concerned institutions.

12. Coaching for employment

3.9.22 Free coaching is given for employment (recruitment for School Teachers through School Service Commission and Madrasah Service Commission etc.). Students eligible for such type of recruitment are normally considered for obtaining this coaching.

II. District Level Schemes

1. Construction of Boundary Wall around graveyard/Mosque/Idgah/Mazar.

2. Hostels for Minority students in Kolkata

3.9.23 The Government in the Minority Affairs and Madrasah Education Department have been implementing the scheme of Construction Muslim Girls' Hostels in the Districts and also extending this scheme for minority boys.

3. Scheme for infrastructural support to reputed NGOs running educational projects for the Development & Welfare of Minorities.

3.9.24 The Government of West Bengal is committed to the accelerated development of the minorities with a view to uplifting their socio-economic and educational status. Pursuant to this commitment, several innovative schemes have already been taken up by this department. Many reputed Non-Government Organizations (NGOs) are also running educational projects for the welfare of minorities. If such NGOs are supported by the State to help augment the basic infrastructure, their effectiveness and reach in the field of education, skill development and health awareness, will increase a lot. The objective of the scheme is to provide financial support to the NGOs to enable them to enhance and modernize their existing infrastructure and intake capacity.

4. Minority Women Empowerment Programme (MWEP)

3.9.25 Minority women are more backward than even the S.C./S.T. women particularly in rural West Bengal. Socio-economic development of minorities cannot be achieved without effecting better changes in the status of their women. Economically they

should be empowered. Minority women will be provided need based short term loan through the District Office for Minority Affairs / Minority Cell of the district.

5. Scheme for Financial Assistance (LOAN) to WAKF ESTATES for Development of Income Generating Assets

3.9.26 There are many Wakf estates in this State, which are in poor financial condition but have immense possibilities for development to earn more revenue. A selective generation of assets will not only strengthen the economy of these estates but the enhanced income, too, for pious purpose of educational and cultural up-liftment of the Muslims. After careful consideration of the issues, the State Government in the Department of Minority Affairs and Madrasah Education, do, hereby, introduce this Scheme for financial Assistance (Loan) to the Wakf Estates for Development of income generating Assets. Wakf Estates will be provided interest free loan for creating income generating assets which will help in the maintenance of the estate, as well as in the welfare of Muslims. Such assets may include market complex, shopping centre, University Centre, Marriage Hall, Housing Complex and any other suitable commercial venture. This scheme does not provide any authority to alienate any Wakf property or part thereon or any assets thereon.

6. Scheme for Development of Infrastructure In Minority Educational Institutions Of Elementary / Secondary and Higher Secondary Level

7. Scheme for Infrastructure Development Private Aided / Unaided Minority institutes (Elementary Secondary / Senior Secondary Schools)

8. Destitute Minority Women's Rehabilitation Programme

SURVEY FINDINGS

I. MINORITY COMMUNITY MEMBERS

a. SOCIO - ECONOMIC PROFILE OF MINORITY COMMUNITY MEMBERS

3.9.27 A total of 126 minority community members were surveyed as part of the evaluation study in West Bengal. A brief on the socio economic profile of these sample minority community members are given below:

3.9.28 The analysis of distribution of the age group of the respondents in West Bengal reveal that around 47 percent of the sample minority community members are in the age group of 36 to 50 years. More than 24 percent of them are in the age group of 18 to 35 years and nearly 7 percent of them are in the age group up to 18 years. The remaining minority community members are from age group 50-65 which is 14.29 % and age group above 65 which is 7.14%.

Table 3.122
Age Profile of Minority Community Members

Age Group	% of Minority Community Members		
	South 24 Paraganas	Murshidabad	Total
Up to 18	8.57	5.71	7.14
18-35	22.86	25.71	24.29
36-50	42.86	51.43	47.14
50-65	20	8.57	14.29
Above 65	5.71	8.57	7.14

A good majority of the minority community members surveyed were males (77.14%).

Table 3.124
Gender Details

Category	% of Minority Community Members		
	South 24 Paraganas	Murshidabad	Total
Men	80	74.29	77.14
Women	20	25.71	45.71

3.9.29 It is observed that all the minority community members surveyed as part of the evaluation study in West Bengal were Muslims, as the selected districts are Muslim dominated. Regarding the occupational status of the respondents of the study, majority are engaged in agricultural pursuits. Almost 29% of members were engaged in agriculture and related activities. Agriculture is the major source of livelihood for minorities, either as cultivator or as landless agricultural labourers. Nearly 31 percent of respondents in Murshidabad were engaged in agriculture and related activities. While 15.71 percent of minority community members met during survey were labourers, 20 percent of them were agricultural labourers. Nearly 13 percent of minority community members were occupied with trade and commerce activities. The minority community members employed in government service and private jobs both together constituted less than 10 percent of the sample (8.58 %).

Table 3.125
Occupation Status of Minority Community Members

Occupation	% of Minority Community Members		
	South 24 Paraganas	Murshidabad	Total
Agriculture Labourer	22.86	17.14	20
Household Industry	8.57	14.29	11.43
Trade/Commerce	14.29	11.43	12.86
Labourer	17.14	14.29	15.71
Agriculture and Related Activities	25.71	31.43	28.57
Government Servant	5.71	2.86	4.29
Private Job	5.71	2.86	4.29
Student	0.00	5.71	2.86

3.9.30 Almost 88 percent of the minority community members included in the sample are from BPL category. Regarding the possession of ADHAAR/UID card, all the minority community members surveyed reported they possess the same.

Table 3.126

Status	% of Minority Community Members		Total
	South 24 Paraganas	Murshidabad	
BPL	88.57	85.71	87.14
APL	11.43	14.29	12.86

b. DETAILS OF AWARENESS OF MINORITY COMMUNITY MEMBERS

i. Awareness about Ministry of Minority Affairs

3.9.31 Awareness about the Ministry of Minority Affairs is high in West Bengal. Almost 85 percent of community members are well aware of Ministry of Minority Affairs.

Table 3.128

Awareness about Ministry of Minority of Affairs

Status	% of Minority Community Members		
	South 24 Paraganas	Murshidabad	Total
Aware	85.71	82.86	84.29
Unaware	14.29	17.14	15.71

3.9.32 It is observed that the Panchayati Raj Institutions (PRIs) are very active in the state and the representatives are largely influence the life of the people in West Bengal. The involvement of people in grama sabhas and other social institutions are also high in the state. These observations are ratified by the survey. Majority of the respondents came to know about the Ministry of Minority Affairs through the PRI's and Grama Sabha. About 40 percent of them came to know about the ministry through PRI, 22 percent from Grama Sabha and the remaining from Religious Institutions and Awareness Camps (37.14%).

Table 3.129**Source of Awareness about Ministry of Minority of Affairs**

Status	% of Minority Community Members		
	South 24 Paraganas	Murshidabad	Total
GramaSabha	20.00	25.71	22.86
PRI	37.14	42.86	40.00
Religious Institutions	20.00	14.29	17.14
Awareness Camps	22.86	17.14	20.00

ii. Awareness about various schemes

3.9.33 Major speciality of the respondents in West Bengal is their awareness about the schemes of the Ministry of Minority Affairs. Majority of them are aware about the schemes which are relevant to them. Around 66 percent of the respondents are aware about the Post metric scholarship scheme and 75 percent are aware about micro finance loan scheme run by subordinate organizations like NMDFC. While 81.33 percent of minority community members have heard about merit cum means scholarship scheme, more than 70 percent of them have heard about pre-matric scholarship scheme and Maulana Azad National fellowship scheme (76%).

- a. Post Matric scholarship scheme (65.33%)
- b. Free Coaching and Allied Scheme (74.67%)
- c. PM 15 point programme (72%)
- d. Schemes of NMDFC (76%)
- e. Term loan Scheme (81.33%)

Table 3.130**Awareness about Various Schemes**

Schemes	% of Minority Community Members		
	South 24 Paraganas	Murshidabad	Total
1. Educational Schemes			
a) Metric cum means Scholarship	85.71	88.57	81.33
b) Pre Matric Scholarship	82.86	77.14	74.67
c) Post Matric Scholarship	77.14	62.86	65.33
d) Maulana Azad	91.43	71.43	76
e) Free Coaching and Allied Scheme	74.29	85.71	74.67

Schemes	% of Minority Community Members		
	South 24 Paraganas	Murshidabad	Total
2. Empowerment of Muslim institutions	91.43	77.14	78.67
3. PM 15 point programme	80.00	74.29	72
4. Schemes run by Subordinate Organizations			
a. Schemes of NMDFC	82.86	80	76
b. Term loan Scheme	85.71	88.57	81.33
c. Micro Finance loan	62.86	71.43	62.67

3.9.34 A significant percentage of the respondent have benefited from the scheme, it was noticed that only 55 percent of them have availed benefit under any of the schemes of the ministry.

Table 3.131
Benefit Availed under Schemes

Status	% of Minority Community Members		
	South 24 Paraganas	Murshidabad	Total
Availed	57.14	51.43	54.29
Not Availed	42.86	48.57	45.71

iii. Awareness about State govt/agencies implementing schemes and separate schemes implemented by state govts.

3.9.35 The awareness level of minority members about the state government departments or agencies implementing schemes of Ministry in West Bengal or about the separate schemes run by these departments is observed to be 82.86 percent of the total sample. The most popular scheme of the state Government is 'Geetanjali', a housing scheme for the rural community.

Table 3.132

Status	% of Minority Community Members		
	South 24 Paraganas	Murshidabad	Total
Aware	85.71	80	82.86
Unaware	14.29	20	17.14

iv. Awareness about NGO working in the area for creating awareness of programmes of MoMA

3.9.36 Around 76 percent of sample minority members have reported to have heard about the Non-Government Organizations (NGOs) working in their area or among community members for creating awareness about the programmes of the Ministry or implementing programmes like Leadership Development Programme/ Free Coaching and Allied Scheme. The Self Help Groups (SHGs) are very active in the villages of West Bengal. The regular meetings of such groups become a venue for discussion about various schemes availed for the benefit of the people. These activities are also playing a major role in creating awareness among the members of minority community.

Table 3.133

Status	% of Minority Community Members		
	South 24 Paraganas	Murshidabad	Total
Aware	80	82.86	76
Non Aware	20	17.14	17.33

v. Awareness about Community leaders/Political leader working in the area creating awareness of programmes of MoMA

3.9.37 The community members are well aware about community leaders/ political leader working in their area to create awareness about the programmes of Ministry. As indicated earlier, Panchayati Raj Institutions are active in the state. These institutions conduct awareness programmes about various schemes by utilising their own fund. It is also observed that the religious institutions, particularly mosques, are effective mediums to convey the messages and information about the schemes targeting minority communities.

Table 3.134
Awareness about Community leaders/Political leader working in the area

Status	% of Minority Community Members		
	South 24 Paraganas	Murshidabad	Total
Aware	85.71	77.14	81.43
Non Aware	14.29	22.86	18.57

vi. Publicity done for the Schemes by MoMA

3.9.38 The print as well visual media has been used by Ministry for undertalign publicity activities in West Bengal. The survey data indicate that while 78.57 percent of the minority community members have seen advertisements of schemes of MoMA in public offices/places, 77.14 percent of them have heard advertisements through Radio/ AIR. Approximately 90 percent of the members have seen advertisements of MoMA in Doordharsan / TV. It is observed that people in the West Bengal are more socially associated. They are using public institutions like libraries, clubs etc., for watching televisions, reading news papers, etc. Such system enables the people who are not having own television and non subscribers of news papers to getting awareness about the social aspects, including the

Table 3.135
Awareness about Advertisements in Doordarshan, Radio jingles/AIR, TV, Public Places/Offices, etc

Advertisements	% of Minority Community Members					
	South 24 Paraganas		Murshidabad		Total	
	Aware	Unaware	Aware	Unaware	Aware	Unaware
Doordharsan/TV	88.57	11.43	85.71	14.29	87.14	25.71
Radio/ AIR	80	20	74.29	25.71	77.14	45.71
Jingles	85.71	14.29	80	20	82.86	34.29
Public Places / Offices	80	20	77.14	22.86	78.57	42.86

II. NON GOVERNMENTAL ORGANISATIONS

a. GENERAL PROFILE OF NGOs

3.9.39 In West Bengal Non Profit Organisations/ Non Governmental Organizations are a part of social development and welfare of the state people. NGOs in West Bengal has been actively working for genuine social development programmes and participating in Social development and charitable issues organized by Government and welfare groups. The main activities of the NGOs covered under study included the following:-

- Organizing leadership development programmes
- Conducting career guidance camps
- Maintaining help desk for self employment activities
- Free Coaching for minority students

3.9.40 The sample NGOs surveyed are working for the welfare of the Muslim minority community and all the NGO representatives belonged to Muslim community. Both the NGOs are registered according to the information provided by their representatives. However, none of them are recognized by or empanelled with or working for the Ministry of Minority Affairs or any other Ministry or the State Government of West Bengal.

b. Details of Awareness of NGO

i. Awareness about MoMA

3.9.41 Distribution of the respondents' sample in terms of their awareness regarding Ministry of Minority Affairs reveals that all the NGO representatives have adequate awareness about the same. Also the NGOs surveyed reported awareness regarding the schemes implemented by MoMA and the government departments or agencies implementing the schemes of the Ministry.

Table 3.136
Details of Awareness of NGO about MoMA

Awareness	% of NGOs		
	South 24 Paraganas	Murshidabad	Total
MoMA	100	100	100
Schemes of MoMA	100	100	100
Govt Department/Agency implementing schemes of MoMA	100	100	100

3.9.42 The detailed analysis of the awareness level of NGOs regarding the various schemes implemented by the Ministry reveal that both the NGOs have good idea about the educational schemes run by the Ministry. They are also well aware of about 15 point programme of PM and leadership development scheme for minority women.

Table 3.137
Awareness of NGO about various schemes o of MoMA

Schemes	% Awareness of NGOs		
	South 24 Paraganas	Murshidabad	Total
15 point programme of PM	100	100	100
Educational empowerment programmes/scholarship programmes	100	100	100
Scheme for leadership development of Minority women	100	100	100
Lending Schemes	100	100	100
Maulana Azad Scholarship	100	100	100

ii. Awareness about Community/Political Leader

3.9.43 As regards the awareness of NGOs about any community leader or political leader working in their area for creating awareness about the programmes of the Ministry, the NGO in Murshidabad and South 24 Paraganas responded in affirmative.

Table 3.138
Details of Awareness of NGO about Community/Political Leader

Awareness	% Awareness of NGOs		
	South 24 Paraganas	Murshidabad	Total
Community Leaders	100.00	100.00	100.00

iii. Awareness about Publicity Activities of MoMA

3.9.44 With regard to the publicity activities done by the Ministry, all the NGO representatives answered in affirmative to them being aware of such publicity activities like advertisements done through Doordharsan/ TV and advertisements in public place/ offices.

Table 3.139
Awareness about Advertisements in Doordarshan, Radio jingles/AIR, TV, Public Places/Offices, etc

Awareness	% Awareness of NGOs		
	South 24 Paraganas	Murshidabad	Total
Doordharsan/TV	100.00	100.00	100.00
Radio/AIR	100.00	100.00	100.00
Jingles	100.00	100.00	100.00
Public Places/Offices	100.00	100.00	100.00

III. PEOPLES' REPRESENTATIVES

a. General Profile of Peoples' Representatives

3.9.45 It is noticed that 23.33 percent of the sample peoples' representatives are in the age group of 18 to 35 years, 46.67 are in the group of 36 to 50 and the remaining are aged between 50 and 65 years (30%).

Table 3.140
Age Profile of Peoples' Representatives

Age Group	% of People Representatives		
	South 24 Paraganas	Murshidabad	Total
18-35	25	21.45	23.33
36-50	43.75	50	46.67
50-65	31.25	28.57	30

3.9.46 All the peoples' representatives covered under survey were belonged to Muslim community. As regards the representative status of peoples' representatives

surveyed, 12.5 percent of the samples were Block Panchayat Presidents and another 18.75 percent were Grama Panchayat presidents, 50 percent are members of Block panchayats and remaining 18.75 percent belong the category of members of Grama Panchayat.

B. Details of Awareness of Peoples' Representatives

i. Awareness about Schemes

3.9.47 The analysis of responses of peoples' representatives about their awareness about various schemes implemented by Ministry indicate that 76.67 percent of the peoples' representatives surveyed have awareness about educational empowerment programmes and scholarship programmes of MoMA. Awareness regarding leadership development scheme of minority women are 86.67 percent, lending scheme is about 66.67 percent, 15 point programme of PM is around 60 percent, and Maulana Azad Scholarship schemes of the Ministry is 40 percent and awareness about computerization of State Wakf Board are comparatively low as it is about to 30 percent.

Table 3.141

Awareness about Schemes- Peoples' Representatives

Schemes	% of People Representatives(Awareness)		
	South 24 Paraganas	Murshidabad	Total
Educational empowerment programmes/ scholarship programmes of MoMA	81.25	71.43	76.67
Scheme for leadership development of Minority women	93.75	78.57	86.67
Lending Schemes	75.00	57.14	66.67
15 point programme of PM	75.00	42.86	60.00
Free coaching and Allied Scheme	50.00	28.57	40.00
Maulana Azad Scholarship	50.00	28.57	40.00
Computerization of State Wakf Board	37.50	21.43	30.00

ii. Awareness about State Govt/Agencies implementing schemes and separate schemes implemented by State Govts.

3.9.48 It is noticed that 83.33 percent of the peoples' representatives covered as part of the study know about State Government /Agencies implementing schemes of Ministry and also about the various separate schemes implemented by state government of West Bengal.

Table 3.142
Awareness about State Govt/Agencies Implementing Schemes

Particulars	% of People Representatives		
	South 24 Paraganas	Murshidabad	Total
Aware	87.5	78.57	83.33
Non Aware	12.5	21.43	16.67

iii. Awareness about NGO

3.9.49 As regards the awareness of peoples' representatives about Non Governmental Organisations working in their area for creating awareness about the programmes of the Ministry, 80 percent of them are aware about NGOs working in their area for the same purpose.

Table 3.143
Awareness about NGO

Particulars	% of People Representatives		
	South 24 Paraganas	Murshidabad	Total
Aware	81.25	78.57	80
Non Aware	18.75	21.43	20

iv. Awareness about Publicity Activities of MoMA

3.9.50 With regard to the awareness of the peoples' representatives about the publicity activities done by the Ministry, 76.67 percent of them reported that they have seen advertisements of the schemes of the Ministry in Public Places/ Offices. The peoples'

representatives have seen advertisements of the schemes on Doordharsan /TV are high as it is around 90 percent , 83.33 of them have listened to advertisements on Radio/ AIR and 70 percent of them heard jingles created for improving the awareness levels about the schemes among the target community. Posters and notices fixed in the public places and offices were attracted around 76.67 percent of the local representatives.

Table 3.144
Awareness about Advertisements in Doordarshan, Radio jingles/AIR, TV,
Public places/offices, etc

Awareness	% of People Representatives		
	South 24 Paraganas	Murshidabad	Total
Doordharsan/TV	93.75	85.71	90
Radio/AIR	87.5	78.57	83.33
Jingles	75	64.29	70
Public Places/Offices	81.25	71.43	76.67

III. CENTRAL ZONE

3.9.51 In Central Zone, two States covered under evaluation studies are Rajasthan and Madhya Pradesh. The districts and blocks covered in Central Zone and the sample size of stakeholders surveyed in this Zone is given below:-

Table 3.145
Coverage (Central Zone)

Sl. No.	States	Districts	Blocks
North Zone			
1	Rajasthan	Jaisalmer	Sam
			Sankra
		Ganga Nagar	Ganga Nagar
			Padampur
2	Madhya Pradesh	Bhopal	Huzur
			Berasia
		Indore	Indore
			Sanwer

Table 3.146
Sample Covered (Central Zone)

Sl. No.	Particulars	Number	
		Rajasthan	Madhya Pradesh
1	State level implementing officials	3	3
2	People's representative	25	31
3	Minority community members	131	125
4	NGOs	1	2

3.10 A. RAJASTHAN

3.10.1 Rajasthan, with an area of 342,269 Km² is the largest state of India. It is located in the north-western part and is bounded to the north and north-east by the states of Punjab and Haryana, to the east and south-east by the states of Uttar Pradesh and Madhya Pradesh, to the south-west by the state of Gujarat, and to the west and north-west by Pakistan. The capital city of Rajasthan is Jaipur and lies in the east-central part of the state.

Demographic Details

Population

3.10.2 According to the 2011 census, the population of the State is 6.86 crores and the sex ratio is 928 per 1000 males. It is the eighth most populated State in the country with a population density of 165/km². The males constitute roughly about 3.60 crores and the females about 3.30 crores. The largest cities of Rajasthan are Jaipur, Jodhpur and Kota. The State has 33 districts and 25 Parliamentary constituencies.

Minority Population

3.10.3 The population of minorities is 11.22 percent of the total population of the state (2001 census). Muslims, Christians, Sikhs, Buddhists and Jains are the main minority communities present in the State. The minority population of the State is given below:-

Table 3.147
Minority Population in Rajasthan

Sl. No.	Particulars	Population	Percentage to Total Minority Population
1	Total Population	56,507,188	
2	Muslims	4,788,227	75.52
3	Christians	72,660	1.15

4	Sikhs	818,420	12.91
5	Buddhists	10,335	0.16
6	Jains	650,493	10.26
Total Minorities		6,340,135	100.00

Source: Census of India 2001

Minority Concentrated Districts

3.10.4 Jaisalmer and Ganganagar are the districts identified as Minority Concentrated Districts for the study in Rajasthan. Jaisalmer is the largest district of Rajasthan and the third largest in the country in area. The District lies in the Thar Desert, which straddles the border of India and Pakistan. It is bounded on the northeast by Bikaner District, on the east by Jodhpur District, on the south by Barmer District, and on the west and north by Pakistan. The main minority community is Muslim, accounting for about 24 percent of the district population.

3.10.5 Ganganagar is the northern-most and a planned city of Rajasthan situated near borders of Rajasthan, Haryana and Punjab states and the international border of India and Pakistan. According to 2011 census, Ganganagar district has a population of 1,969,520 with a density of 179 inhabitants per square kilometer. The sex ratio of the district is 873 females for every 1000 males. The Sikhs constitute the majority of the minority population in the district.

Table 3.148
Minority Population in Jaisalmer and Ganganagar

Sl No.	Particulars	Jaisalmer	Ganganagar
1	Total Population	508247	1789423
2	Muslims	120174	42442
3	Christians		1661
4	Jains		
5	Buddhists		971
6	Sikhs	2086	441409

Minority Affairs

3.10.6 A new department of Minority Affairs was constituted by the Government of Rajasthan during 2009 for the welfare of the minority community in the State for implementing various schemes for uplifting the minority population.

Schemes implemented

3.10.7 The schemes of Ministry of Minority Affairs which are being implemented in Rajasthan for the welfare of the minorities include the following:-

Scholarship Schemes

Pre Metric Scholarship

3.10.8 Rajasthan has always been able to achieve more numbers than targeted over the years. Similarly, the amount sanctioned for the scheme has also increased over the years. As on 2013-14, the achievement under the scheme was 280100 units for a sanctioned amount of Rs. 31.66 Cr.

Table 3.149

Pre Metric Scholarship over the years

Year	Target	Achievement	Amount sanctioned (Rs. In crores)
2008 - 09	9016	18775	1.83
2009 -10	45082	60318	4.72
2010 - 11	60109	121988	10.85
2011 - 12	102186	148816	10.14
2012 - 13	120218	199885	22.56
2013 - 14	120218	280100	31.66

Post Metric Scholarship

3.10.9 During the year 2013-14 the disbursements under the Post Metric Scholarship scheme in Rajasthan was 33259 numbers (as against a target of 14800) for

sanctioned amount of Rs. 22.97 Cr. The achievement and amount shows a continuously increasing trend under the scheme over the years.

Table 3.150
Post Metric Scholarship over the years

Year	Target	Achievement	Amount sanctioned (Rs. in crores)
2008 - 09	3757	4341	2.14
2009 - 10	9016	8144	4.00
2010 - 11	12022	10873	4.66
2011 - 12	15778	19555	12.77
2012 - 13	14800	23167	15.35
2013 - 14	14800	33259	22.97

Merit cum Means Scholarship Scheme

3.10.10 As per the performance reported over the years, the Merit-cum-Scholarship Scheme is well received in Rajasthan. During the year 2013-14, the achievement was 2769 as against the targeted 1803 for a sanctioned amount of Rs. 6.66 Cr.

Table 3.151
Merit cum Means Scholarship Scheme over the years

Year	Target	Achievement	Amount sanctioned (Rs. In crores)
2007-08	601	550	1.35
2008-09	600		1.48
2009-10	601	579	1.46
2010-11	601	601	1.26
2011-12	601	1187	3.26
2012-13	1803	2519	6.73
2013-14	1803	2769	6.66

Free Coaching and Allied Scheme

3.10.11 Under the scheme for free coaching of students belonging to minority communities, 490 students have been trained in Rajasthan for a released amount of Rs. 91.91 lakh which is significantly higher than the previous year's figures (250, Rs. 61.28 lakh). The highest number of students coached in the state under the scheme was in 2007-08, where it is reported that 1004 students benefited under the scheme (Released amount Rs. 152.95 lakh).

Table 3.152

Free coaching for Minority Communities over the years

Year	No. of students	Amount released (in Rs. Lakh)
2006-07	690	41.38
2007-08	1004	152.95
2008-09	75	75.71
2009-10	682	155.35
2010-11	50	19.33
2011-12	350	39.08
2012-13	250	61.28
2013-14	490	91.91

Maulana Azad National Fellowship

3.10.12 During the year 2014-15 25 persons were awarded the Maulana Azad National Fellowship in the state (Muslim 19 and Sikh and Jain 3 each). During the year 2011-12, the fellowship was awarded to 20 fresh candidates (Muslim 18 and Sikh 2) while 42 were renewed (Muslim 37, Christian 1 and Sikh 4).

Micro-credit Scheme

3.10.13 The state-wise disbursements under micro credit scheme in Rajasthan shows that the state has availed Rs. 2.25 lakh each in the years 2007-08 and 2009-10, benefiting 25 units.

Term Loan Scheme

- 3.10.14 Rs. 17 Crores have been distributed under the term loan scheme in Rajasthan during the year 2012-13, benefiting 1790 persons (Rs. 6.50 Cr., and 1000 persons respectively in 2011-12).

Table 3.153

Term Loan Scheme over the years

Year	Amount (in Rs. Lakh)	Beneficiaries
2007-08	250	601
2008-09	100	205
2009-10	300	667
2010-11	700	1555
2011-12	650	1000
2012-13	1700	1790

Muslim Wakf Board

- 3.10.15 During the year 2010-11, the Rajasthan Board of Muslim Wakf was sanctioned an amount of Rs. 27.10 lakh.

SURVEY FINDINGS

I. MINORITY COMMUNITY MEMBERS

a. SOCIO - ECONOMIC PROFILE OF MINORITY COMMUNITY MEMBERS

A brief on the socio economic profile of these sample minority community members are given below:

- 3.10.16 It is observed that nearly 43 percent of the sample minority community members are in the age group of 50 to 65 years (48.39% in Jaisalmer and 42.86% in Ganga Nagar). Nearly 27percent of them are in the age group of 18 to 35years and about 19percent of them are in the age group of 36-50 years. The remaining sample

minority community members are in the age group of over 65 (6.35%) and up to 18 years (4.76%).

Table 3.154
Age Profile of Minority Community Members

Age Group	% of Minority Community Members		
	Jaisalmer	Ganga Nagar	Total
Up to 18	6.45	3.13	4.76
18-35	25.81	28.13	26.98
36-50	16.13	21.88	19.05
50-65	48.39	37.50	42.86
>65	3.23	9.38	6.35

3.10.17 A vast majority of the minority community members surveyed were males (90.48%, Jaisalmer – 93.55% and Ganga Nagar – 87.50%).

Table 3.155
Gender Details

Category	% of Minority Community Members		
	Jaisalmer	Ganga Nagar	Total
Men	93.55	87.50	90.48
Women	6.45	12.50	9.52

3.10.18 Majority of the minority community members surveyed as part of the evaluation study in Rajasthan were Muslims, making up to around 73 percent (Jaisalmer (80.65% and Ganga Nagar 65.63%). Nearly 24 percent of the sample beneficiaries were Sikh (Ganga Nagar 28%). Also, 6.25 percent of the samples surveyed in Ganga Nagar were Christians.

Table 3.156
Details of Minority Community Members Surveyed

Religion	% of Minority Community Members		
	Jaisalmer	Ganga Nagar	Total
Muslim	80.65	65.63	73.02
Sikh	19.35	28.13	23.81
Christian	0.00	6.25	3.17

3.10.19 As regards the occupation status of minority community members surveyed, 30.16percent of the sample members covered were observed to be engaged in trade, commerce and related activities (Jaisalmer - 48.39%, Ganga Nagar - 12.50%). Casual labourers consisted of 22.22 percent (Jaisalmer - 6.45% and Ganga Nagar - 37.50%). Nearly 16percent of minority community members were observed to be engaged in agriculture and related activities, while another 9.52 percent were agriculture labourers. The minority community members employed in government service and private jobs both together constituted less than 6 percent of the sample. About 4.76 percent of the beneficiaries surveyed were students.

Table 3.157
Occupation Status of Minority Community Members

Occupation	% of Minority Community Members		
	Jaisalmer	Ganga Nagar	Total
Agriculture Labour	6.45	12.50	9.52
Household Industry	9.68	9.38	9.52
Trade/Commerce	48.39	12.50	30.16
Labourer	6.45	37.50	22.22
Agriculture & related activities	12.90	18.75	15.87
Government Servant	6.45	3.13	4.76
Private Job	3.23	0.00	1.59
Unable to work		3.13	1.59
Student	6.45	3.13	4.76

3.10.20 More than 82 percent of the minority community members included in the sample are from BPL category (90.32% in Jaisalmer and 75% in Ganga Nagar) and the rest, from APL. Regarding the possession of ADHAAR/UID card, 85.71 percent of the minority community members surveyed reported they possess the same (Jaisalmer – 83.87%, Ganga Nagar – 87.50%).

Table 3.158
Details of BPL Status

BPL Status	% of Minority Community Members		
	Jaisalmer	Ganga Nagar	Total
BPL	90.32	75.00	82.54
APL	9.68	25.00	17.46

b. DETAILS OF AWARENESS OF MINORITY COMMUNITY MEMBERS

i. Awareness about Ministry of Minority Affairs

3.10.21 It is significant to note that a majority of minority community members (65.08%) have not heard about Ministry of Minority Affairs.

Table 3.159
Awareness about Ministry of Minority of Affairs

Status	% of Minority Community Members		
	Jaisalmer	Ganga Nagar	Total
Aware	29.03	40.63	34.92
Unaware	70.97	59.38	65.08

3.10.22 Among the members who have heard about MoMA, 38percent came to know about the ministry through government officials, 41percent through educational institutions and remaining through friends, political leaders and others.

Table 3.160**Source of Awareness about Ministry of Minority of Affairs**

Status	% of Minority Community Members		
	Jaisalmer	Ganga Nagar	Total
Govt Officials	32.26	43.75	38.10
Educational Institutions	38.71	43.75	41.27
Friends	16.13	12.50	14.29
Political leaders	9.68	0.00	4.76
Others	3.23	0.00	1.59

ii. Awareness about various schemes

3.10.23 The analysis of the responses of the minority community members regarding awareness about the various schemes revealed that nearly 35 percent of the sample minority members covered as part of evaluation study have awareness about the following schemes implemented by the Ministry :-

- a. Merit cum means scholarship scheme (42.86%)
- b. Free Coaching and Allied Scheme (28.57%)
- c. PM 15 point programme (28.57%)
- d. Schemes of NMDFC (42.86%)
- e. Term loan Scheme (46.03%)

3.10.24 Similarly, among those aware, 41.27 percent of minority community members have heard about the post matric scholarship scheme, while nearly 35 percent of them have heard about pre-matric scholarship scheme and 17.46 percent about the Maulana Azad National fellowship scheme.

Table 3.161**Awareness about Various Schemes**

Schemes	% of Minority Community Members		
	Jaisalmer	Ganga Nagar	Total
1.Educational schemes			
a)Merit cum means Scholarship	38.71	46.88	42.86
b)Pre Matric Scholarship	29.03	40.63	34.92
c)Post Matric Scholarship	48.39	34.38	41.27

d)Maulana Azad National Fellowship	9.68	25.00	17.46
e)Free Coaching and Allied Schemes	22.58	34.38	28.57
2.PM 15 point program	25.81	31.25	28.57
3. Leadership Development among Minority Women	9.68	15.63	12.70
4.Schemes run by subordinate Organisations			
a)Schemes of NMDFC	32.26	53.13	42.86
b)Term Loan Scheme	35.48	56.25	46.03
c)Micro Finance Loan	48.39	37.50	42.86

3.10.25 Even though the minority members surveyed reported awareness about various schemes implemented by the Ministry, it was noticed that only 22percent of them have availed benefit under any of the schemes of the ministry (31.25% in Ganga Nagar).

Table 3.162
Benefit Availed under Schemes

Status	% of Minority Community Members		
	Jaisalmer	Ganga Nagar	Total
Availed	87.10	68.75	77.78
Not Availed	12.90	31.25	22.22

iii. Awareness about State govt/agencies implementing schemes and separate schemes implemented by state govts.

3.10.26 The awareness level of minority members about the state government departments or agencies implementing schemes of Ministry in Rajasthan or about the separate schemes run by these departments is observed to be around 27percent of the total sample.

Table 3.163
Awareness about State govt/agencies

Status	% of Minority Community Members		
	Jaisalmer	Ganga Nagar	Total
Aware	29.03	25.00	26.98
Not Aware	70.97	75.00	73.02

iv. Awareness about NGO working in the area for creating awareness of programmes of MoMA

3.10.27 Around 21percent of sample minority members have reported to have heard about the Non Government Organizations (NGOs) working in their area or among community members for creating awareness about the programmes of the Ministry or implementing programmes like Leadership Development Programme/ Free Coaching and Allied Scheme.

Table 3.164

Awareness about NGO working in the area for creating awareness of programmes

Status	% of Minority Community Members		
	Jaisalmer	Ganga Nagar	Total
Aware	19.35	21.88	20.63
Non Aware	80.65	78.13	79.37

v. Awareness about Community leaders/Political leader working in the area creating awareness of programmes of MoMA

3.10.28 Around 57percent of the minority members surveyed reported unawareness about community leaders/ political leader working in their area to create awareness about the programmes of Ministry.

Table 3.165

Awareness about Community leaders/Political leader working in the area

Status	% of Minority Community Members		
	Jaisalmer	Ganga Nagar	Total
Aware	38.71	46.88	42.86
Not Aware	61.29	53.13	57.14

vi. Awareness about Publicity done for the Schemes by MoMA

3.10.29 Ministry has adopted suitable multi-media campaign for disseminating information regarding the programmes, schemes and initiatives taken up and implemented by MoMA among the target groups. The print as well visual media has been used by Ministry for this purpose. The survey data indicate that around a quarter of sample beneficiaries have seen advertisements of schemes of MoMA in public offices/places, through Radio/ AIR and in Doordharsan / TV, put together.

Table 3.166
Awareness about Advertisements

Status	% of Minority Community Members		
	Jaisalmer	Ganga Nagar	Total
Aware	19.35	31.25	25.40
Not Aware	80.65	68.75	74.60

II. NON GOVERNMENTAL ORGANISATIONS

a. GENERAL PROFILE OF NGOS

3.10.30 A total of two NGO represented by two officials each were covered for collecting data required for the study. The sample NGOs surveyed is registered according to the information provided by their representatives.

b. Details of Awareness of NGO

i. Awareness about MoMA

3.10.31 Distribution of the respondents' sample in terms of their awareness regarding Ministry of Minority Affairs reveal that all the NGO representatives have adequate awareness about the MoMA, schemes of MoMA and Govt. Department/Agency.

3.10.32 The detailed analysis of the awareness level of NGOs regarding the various schemes implemented by the Ministry reveal that both the NGOs have idea about the educational schemes run by the Ministry.

Table 3.167
Awareness of NGO about various schemes o of MoMA

Schemes	% Awareness of NGOs		
	Jaisalmer	Ganganagar	Total
15 point programme of PM	50.00	50.00	50.00
Educational empowerment programmes/scholarship programmes	100.00	100.00	100.00
Scheme for leadership development of Minority women	50.00	100.00	75.00
Lending Schemes	50.00	50.00	50.00
Maulana Azad Scholarship	100.00	100.00	100.00

ii. Awareness about Community/Political Leader

3.10.33 As regards the awareness of NGOs about any community leader or political leader working in their area for creating awareness about the programmes of the Ministry, the NGO in Jaisalmer and Ganganagar responded in affirmative.

iii. Awareness about Publicity Activities of MoMA

3.10.34 With regard to the publicity activities done by the Ministry, all the NGO representatives answered in affirmative to them being aware of such publicity activities like advertisements done through Doordharsan/ TV and advertisements in public place/ offices.

III. PEOPLES' REPRESENTATIVES

a. General Profile of Peoples' Representatives

3.10.35 It is observed that around 63 percent of the sample peoples' representatives are in the age group of 36 to 50 years and about 33 percent of them aged between 50 and 65 years. All the peoples' representatives covered under survey were males.

Table 3.168
Age Profile of Peoples' Representatives

Age Group	% of People Representatives		
	Jaisalmer	Ganganagar	Total
20-36	8.33	0.00	4.17
36-50	66.67	58.33	62.50
50-65	25.00	41.67	33.33

B. Details of Awareness of Peoples' Representatives

i. Awareness about Schemes

3.10.36 The analysis of responses of peoples' representatives about their awareness about various schemes implemented by Ministry indicates that 70.83 percent of the peoples' representatives surveyed have awareness about educational empowerment programmes. About 67 percent of the people's representatives have awareness about Free coaching and Allied scheme and nearly 46 percent of them are aware about the 15 point programme of PM.

Table 3.169
Awareness about Schemes- Peoples' Representatives

Schemes	% of People Representatives(Awareness)		
	Jaisalmer	Ganganagar	Total
Educational empowerment programmes/ scholarship programmes of MoMA	66.67	75.00	70.83
Scheme for leadership development of Minority women	33.33	50.00	41.67
Lending Schemes	25.00	33.33	29.17
15 point programme of PM	50.00	41.67	45.83
Free coaching and Allied Scheme	66.67	66.67	66.67
Maulana Azad Scholarship	33.33	50.00	41.67
Computerization of State Wakf Board	25.00	33.33	29.17

ii. Awareness about State Govt./Agencies implementing schemes and separate schemes implemented by State Govts.

3.10.37 Half of the peoples' representatives covered as part of the study know about State Government/Agencies implementing schemes of Ministry and also about the various separate schemes implemented by state government of Rajasthan.

iii. Awareness about NGO

3.10.38 As regards the awareness of peoples' representatives about Non-Governmental Organisations working in their area for creating awareness about the programmes of the Ministry, 37.50 percent of them knew about NGOs working in their area for the same purpose.

Table 3.170
Awareness about NGO

Particulars	% of People Representatives		
	Jaisalmer	Ganganagar	Total
Aware	41.67	33.33	37.50
Non Aware	58.33	66.67	62.50

iv. Awareness about Publicity Activities of MoMA

3.10.39 With regard to the awareness of the peoples' representatives about the publicity activities done by the Ministry, about 46 percent of them reported that they have seen advertisements of the schemes of the Ministry in Doordarshan/TV. Nearly 33 percent of peoples' representatives have heard the advertisements of the schemes in Radio/ AIR and around 29 percent of the peoples' representatives have seen advertisements in public places/offices. Around 13 percent of them have heard jingles created for improving the awareness levels about the schemes among the target community.

Table 3.171
Awareness about Publicity Activities of MoMA

Awareness	% of People Representatives		
	Jaisalmer	Ganganagar	Total
Doordharsan/TV	33.33	58.33	45.83
Radio/ AIR	25.00	41.67	33.33
Jingles	8.33	16.67	12.50
Public Places / Offices	25.00	33.33	29.17

3.11 B. MADHYA PRADESH

3.11.1 Madhya Pradesh is a state in central India. Its capital is Bhopal, and the largest city is Indore. Nicknamed the "heart of India" due to its geographical location in India, Madhya Pradesh is the second largest state in the country by area. With over 75 million inhabitants, it is the sixth largest state in India by population. It borders the states of Uttar Pradesh to the north-east, Chhattisgarh to the south-east, Maharashtra to the south, Gujarat to the west, and Rajasthan to the northwest.

Implementing Agencies

The various schemes of the MoMA which are being implemented in the country are:

- Pre – Metric Scholarship Scheme
- Post Metric Scholarship Scheme
- Merit -cum - Means Scholarship Scheme
- Free Coaching and Allied Scheme
- Moulana Azad National Fellowship for Minority Students
- Moulana Azad Educational Foundation – Grant in Aid to NGOs
- Moulana Azad Education Foundation – Moulana Azad Scholarship for Meritorious Girl Students
- Moulana Azad Education Foundation – Moulana Abdul Kalam Azad Literacy Award
- Scheme for Leadership Development of Minority Women
- Scheme for Computerisation of Record of State WAKAF Board
- Prime Ministers New 15 Point Programme for Minorities
- Central WAKAF Council – Grand in Aid Scheme
- Central WAKAF Council – Revolving Fund
- Central WAKAF Council – Educational Programs
- National Minorities Development and Finance Corporation – Lending Scheme
- National Minorities Development and Finance Corporation – Promotional Scheme

3.11.2 The nodal Department in the State of Madhya Pradesh to implement the schemes of MoMA is the Directorate/Commissionerate of Backward Class and Minority Affairs,

Government of Madhya Pradesh. Most to of the schemes mentioned above are being implemented through this department. The Department has District level Offices headed by the Officers in the rank of Assistant Director. The State Wakaf Board is in charge of implementing schemes like the Central WAKF Council – Grand in Aid Scheme, Central Wakaf Council Revolving Fund and Central WAKF Council – Educational Programs. The head office is situated in Bhopal. The Chief Executive Officer is the Head of the Wakaf Board and most of the programmes are coordinated at the state level by the Programme Manager. The lending and promotional schemes of National Minorities Development and Finance Corporation are being implemented by the Madhya Pradesh Minorities Development and Finance Corporation. The Managing Director is the Head of the Corporation.

Year wise Performance of Schemes of MoMA (Physical and Financial Performance)

The year wise performance of the scheme, both physical and financial performance is given in the Tables below.

Table 3.172

Physical Performance during the Period 2007-08

Scheme	Implementing Agency	No. of Districts Covered	No. of Blocks Covered	No. of Beneficiaries		Percentage Achievement
				Target	Achievement	
Post-Mat.SS	Director of Backward Class & Minority Affairs	All Districts	All Blocks	0	0	0
McM SS	-Do-	-Do-	-Do-	462	393	85
Free Coaching	-Do-	-Do-	-Do-		90	

Table 3.173**Financial Performance during the Period 2007-08**

Scheme	Financial Performance		Percentage Achievement
	Target (Lakhs)	Achievement (Lakhs)	
Post-Mat.SS	0	0	100
McM SS	0	104	100
Free Coaching		12.55	100

3.11.3 During the period 2007-08, the state has distributed only the Merit cum Means Scholarship and free coaching. In the case of Merit -cum - Means Scholarship Scheme, the achievement is remarkable with 85 percent. Therefore, the fund earmarked for the applied beneficiaries is fully utilized and hence the financial achievement is full. There was no target for providing free coaching and state has spent Rs 12. 55lakh for coaching 90 students across the state. This indicates that many eligible people are not availing the scheme benefits which could be due to their lack of awareness regarding the scheme.

Table 3.174**Physical Performance during the Period 2008-09**

Scheme	Implementing Agency	No.of Districts Covered	No.of Blocks Covered	No.of Beneficiaries		Percentage Achievement
				Target	Achievement	
Pre-Mat.SS	Director of Backward Class & Minority Affairs	All	All	6933	13719	198
Post-Mat.SS	-Do-	All	All	2890	4319	149
McM SS	-Do-	All	All	440	440	100
Free Coaching	-Do-	All	All	NA	220	NA

Table 3.175**Financial Performance during the Period 2008-09**

Scheme	Financial Performance	
	Target (Lakhs)	Achievement (Lakhs)
Pre-Mat.SS	123	244
Post-Mat.SS	123.98	185.29
McM SS	109	109
Free Coaching	NA	22.32

3.11.4 During 2008-09, the state had also provided pre-metric and post-metric scholarships, both in excess of the targeted numbers. Merit -cum - Means Scholarship Scheme has achieved hundred per cent physical and financial achievement, like the previous year. The increased turn out to receive the benefits under the MoMA schemes indicates the increasing awareness among the minority people. This may be due to impact of the awareness campaign initiated.

Table 3.176**Physical Performance during the Period 2009-10**

Scheme	Implementing Agency	No.of Districts Covered	No.of Blocks Covered	No.of Beneficiaries		Percentage Achievement
				Target	Achievement	
Pre-Mat.SS	Director of Backward Class & Minority Affairs	All	All	34657	18278	53
Post-Mat.SS	-Do-	All	All	6931	3107	45
McM SS	-Do-	All	All	462	44	95
Free Coaching	-Do-	All	All	--	215	

Table 3.177**Financial Performance during the Period 2009-10**

Scheme	Achievement (Lakhs)
Pre-Mat.SS	218
Post-Mat.SS	110
McM SS	116
Free Coaching	48.81

3.11.5 During the year 2009-10, the achievement in beneficiary coverage against the target for the schemes pre and post metric scholarships is low, with 53 and 45 per cent respectively. The reason cited by the authorities is that many applications were rejected because they have not followed the procedures for applying. This necessitates that clear direction along with awareness programme to be provided on the procedures for applying and the requirement of supporting documents. The performance of other two schemes- Free coaching and Merit -cum - Means Scholarship were found to be good.

Table 3.178
Physical Performance during the Period 2010-11

Scheme	Implementing Agency	No.of Districts Covered	No.of Blocks Covered	No.of Beneficiaries		Percentage Achievement
				Target	Achievement	
Pre-Mat.SS	Director of Backward Class & Minority Affairs	All	All	46209	61052	132
Post-Mat.SS	Director Char Areas Dev.	All	All	9242	7795	84
McM SS	-Do-	All	All	462	444	96
Free Coaching	-Do-	All	All	--	0	

Table 3.179
Financial Performance during the Period 2010-11

Scheme	Achievement (Lakhs)
Pre-Mat.SS	689
Post-Mat.SS	331
McM SS	119
Free Coaching	--
Computerisation of Records at Wakaf Board	27.10

3.11.6 During the period 2010-11, in addition to the existing schemes, the state had also received Rs. 27.10 lakhs for carrying out the computerisation activities of the state Wakaf Board. The performance of pre metric scholarship continued to be outstanding while that of post metric scholarship scheme and the Merit Cum Means Scheme were good. Thus a variation can be observed in the coverage of beneficiaries for various schemes over the years.

Table 3.180
Physical Performance during the Period 2011-12

Scheme	Implementing Agency	No.of Districts Covered	No.of Blocks Covered	No.of Beneficiaries		Percentage Achievement
				Target	Achievement	
Pre-Mat.SS	Director of Backward Class & Minority Affairs	All	All	78555	135932	173
Post-Mat.SS	Director Char Areas Dev.	All	All	12130	11138	92
McM SS	-Do-	All	All	462	843	182
Free Coaching	-Do-	All	All	--	150	--
Computerisation of Wakaf Board	Govt.of India					

Table 3.181
Financial Performance during the Period 2011-12

Scheme	Achievement (Lakhs)
Pre-Mat.SS	1793
Post-Mat.SS	617
McM SS	227
Free Coaching	17.92
Computerisation of Records at Wakaf Board	10.20

3.11.7 During the period 2011-12, the state received Rs 10.20 lakhs as second instalment for computerization activities of the Wakaf Board. While the performance of pre metric scholarship and merit cum means scholarships remained outstanding, the post metric scholarship scheme has performed well with 92 per cent achievement.

Table 3.182

Physical Performance during the Period 2012-13

Scheme	Implementing Agency	No.of Districts Covered	No.of Blocks Covered	No.of Beneficiaries		Percentage Achievement
				Target	Achievement	
Pre-Mat.SS	Director of Backward Class & Minority Affairs	All	All	92418	129672	140
Post-Mat.SS	-Do-	All	All	11349	12343	109
McM SS	-Do-	All	All	1386	1725	124
Free Coaching	-Do-	All	All	--	500	--

Table 3.183

Financial Performance during the Period 2012-13

Scheme	Achievement (Lakhs)
Pre-Mat.SS	1684
Post-Mat.SS	695
McM SS	460
Free Coaching	73.87

3.11.8 All the schemes have performed in an excellent manner during this period with more than hundred per cent achievement.

Table 3.184**Physical Performance during the Period 2013-14**

Scheme	Implementing Agency	No.of Districts Covered	No.of Blocks Covered	No.of Beneficiaries		Percentage Achievement
				Target	Achievement	
Pre-Mat.SS	Director of Backward Class & Minority Affairs	All	All	92418	109507	118
Post-Mat.SS	-Do-	All	All	11349	10863	96
McM SS	-Do-	All	All	1386	1347	97
Free Coaching	-Do-	7		--	590	

Table 3.185**Financial Performance during the Period 2013-14**

Scheme	Achievement (Lakhs)
Pre-Mat.SS	1085
Post-Mat.SS	734
McM SS	361
Free Coaching	123.7

3.11.9 In addition to the good performance of pre and post metric scholarship schemes during the period 2013-14, the state has spent Rs. 123.7 lakh for providing free coaching to 590 students across the state. However, it can be seen from the above tables that in spite of having 16 schemes under the ministry, only some of the schemes are being implemented in the State.

Publicity Activities Undertaken

3.11.10 The main publicity tool is the news paper coverage. As there is no separate fund for advertisements, the state used the funds from the administrative heads. It is observed that electronic media coverage is almost nil. The media plan is yet to be finally approved by the State. The preferred language is Hindi. English news paper

advertisements are also given. During the discussions with the officials and the beneficiaries, it is understood that the publicity activities are not being carried out in a systematic and uniform manner. Some of the means of publicity includes fixing of hoardings, news paper and web sites of the government departments. From the discussions with beneficiaries it is understood that except literate people, most of them do not access the web site. The discussions with the officials had revealed that they do not have a media plan for the schemes. Moreover, they are not aware of the financial component earmarked for the publicity activities. Hence it is understood that the publicity activities are not being undertaken in a systematic manner. The advertisements about the schemes are also given through printed pamphlets and TV announcements. The pamphlets are distributed through the departments and SHGs.

Conferences/Workshops

- 3.11.11 Awareness conferences and workshops were not conducted by the department for popularizing the schemes of MoMA. The officials are of the view that the minority community members are well aware of the schemes. The funds allocated for various schemes are limited every year and if more beneficiaries apply for the benefits, the department won't be able to give the scheme benefits to all the applicants. Therefore, before going for intense advertisements it is to be ensured that sufficient funds are available for the disbursement of scheme benefits.

Discussion with the Beneficiaries (Details of Enquiries)

- 3.11.12 As part of the study, the team had interaction with the beneficiaries of different schemes. During the discussion with PRI members and the beneficiaries of different schemes, it is understood that there is a lack of awareness among the minority communities regarding the schemes being implemented by the MoMA. From the survey conducted among the beneficiaries it is revealed that only educated minority community members are aware of the scheme details and they are availing the scheme benefits also.

SURVEY FINDINGS

Minority Community members

3.11.13 As part of the evaluation, the study team had interviewed the members of the minority community of both Bhopal and Indore districts. The team also had discussions with the officials and the NGO representatives about the schemes and its implementation. In Bhopal the study team had interviewed members of Muslim, Christian and Sikh communities. In Indore, we could interview members of Muslim, Sikh and Jain communities. The members interviewed include both the beneficiaries of MoMA schemes and the potential beneficiaries. We could not visit any educational institutions as they were closed after the mid-term examinations.

Profile of the Minority Community Members

3.11.14 The beneficiaries include adults and school children eligible to receive scholarship. The members are selected from two districts – Bhopal and Indore. From Bhopal district, two blocks - Huzur and Berazia was selected while Indore and Sanwer blocks were selected from Indore district.

Table 3.186

Profile of the Beneficiaries

Sl.No.	Criteria	Adult (%)	School Children (%)
1	Sex		
	Male	41	0
	Female	59	0
2	Religion		
	Muslim	47	0
	Christian	32	0
	Sikh	12	0
	Jain	9	
3	Occupation		0
	Employed	14	0
	Self Employed	33	0
	Wage Labourers	27	
	No Occupation/House Wife	26	0
4	BPL Status	68	0
5	Possession of Adhaar/UID	100	0

3.11.15 In the State of Madhya Pradesh, the beneficiaries interviewed included people belonging to Muslim, Christian, Sikh and Jain communities. Fifty one per cent of the interviewed people were females. The discussion with the officials had revealed that mostly the Muslim community avails the beneficiaries. Even though there is Sikh population in the State (both in Bhopal and Indore Districts), they do not avail the scheme benefits at the expected level. It is also informed that the Jain community hardly responds to the scheme benefits as they are mostly engaged in large business and relatively well off. Thus it is seen that majority of the respondents are from Muslim and Christian communities. The study team did not visit any schools in the state as the educational institutions were leave during the time of field visit.

Interaction with Minority Community Members

3.11.16 Most of the persons interviewed belong to BPL category and they possess the identity card issued by the Government of India. Forty seven per cent of them were employed, thirty three per cent self-employed, three per cent government employees and the rest having private job. Most of the women do not have responsibilities other than house responsibilities. Many of the males were found to be wage labourers (21%).

Awareness Level of Minority Community Members about the Schemes

3.11.17 The awareness level of the minority community members on various schemes varies depending upon their level of education, especially among Muslim community. It was understood from the interview that most of the members belong to Christian community are well aware of most of the educational schemes. However, it was also observed that most of the respondents from Jain community do not know that they belong to a minority community, irrespective of their educational and economic status. It is also observed that there exists a communication gap in informing the scheme details at levels of the community by

the authority. From the discussions with the officials it is also understood that the particulars about the scheme of Moulana Azad Educational Foundation has not even properly reached among the officials. Moreover, the schemes are being looked after by various agencies in the state and there is not a single Office/Officer responsible for the implementation of these schemes. The Commissionerate of Backward Class and Minority Affairs, the nodal agency at the state level to implement the schemes of the Ministry of Minority Affairs, Government of India, does not have details of schemes implemented by Wakf Board or MP Backward class and Minority Finance and Development Corporation. Thus there is an overall lack of coordination and clarity among the officials regarding the scheme implementation as well as among the beneficiaries regarding the schemes they are eligible for.

Awareness on Education Empowerment Schemes

The schemes of the MoMA that focus on education empowerment of the minority community are:

- Pre – Metric Scholarship Scheme
- Post Metric Scholarship Scheme
- Merit -cum - Means Scholarship Scheme
- Free Coaching and Allied Scheme
- Moulana Azad National Fellowship for Minority Students
- Moulana Azad Education Foundation – Moulana Azad Scholarship for Meritorious Girl Students

3.11.18 From the survey conducted among the potential beneficiaries it is understood that only educated minority community members are aware of the scheme details and they are availing the scheme benefits also, especially those belong to Christian community. Most of the respondents, more than 60 per cent, who are not well educated, are not aware of the scheme details and almost all the educated minority community members are well aware of the scheme. So far none of the advertisements released by the Ministry/State has reached at the grass roots level. This indicates that the illiteracy prevailing among the potential beneficiaries may be taken in to consideration while planning the methods/modes and content of the advertisements regarding the schemes. Even though there are education

empowerment schemes, the prevailing child labour and early marriage inhibits the minority community members from availing the benefits, especially among the Muslim community. This necessitates the need for effective IEC activities on the consequences of early marriage, child labour etc.

3.11.19 However, as the process related to educational scholarships is being done through the Department of Education, many students are getting the benefits of the scholarship. Except the educated beneficiaries, others will initiate the process of submission of application only after receiving communication from the department/head master of the school. They won't demand the scholarship as they are not aware about the same. Some of the reasons evolved from the discussions with beneficiaries and officials on the lack of awareness about the scheme include:

- As on date, the State did not receive any separate fund for carrying out IEC activities including the advertisements. If at all there are provisions for fund, the officials are not aware of it.
- The current procedure demands submission of an affidavit in a stamp paper along with the application form by the minority students, which is expensive. They demanded a practice of submitting the application form without the affidavit, as in the case of SC/ST students.
- In many cases, the beneficiaries are not willing to open a bank account with zero balance. As the benefits are transferred through the bank account, it is compulsory to have a bank account.
- Even though there are many SHGs in the districts, many of them are not functional. Functional and active SHGs can be used as a medium of communication for implementing various welfare/development schemes.

3.11.20 All this indicates that clarity on the funds that can be used for advertisements is required among the officials. The literacy level of the recipient is also to be taken in to consideration while designing mode of advertisements and its contents.

Awareness about other Schemes

Besides educational empowerment schemes, there are various schemes of MoMA, that are being implemented in the State. This includes:

- Moulana Azad Educational Foundation – Grant in Aid to NGOs
- Moulana Azad Education Foundation – Moulana Abdul Kalam Azad Literacy Award
- Scheme for Leadership Development of Minority Women
- Scheme for Computerisation of Record of State WAKAF Board
- Prime Ministers New 15 Point Programme for Minorities
- Central WAKAF Council – Grand in Aid Scheme
- Central WAKAF Council – Revolving Fund
- Central WAKAF Council – Educational Programs
- National Minorities Development and Finance Corporation – Lending Scheme
- National Minorities Development and Finance Corporation – Promotional Scheme

The scheme wise awareness of the beneficiaries of the various schemes is given below.

Table 3.187
Awareness about the Schemes of MoMA other than Educational Empowerment Schemes

Sl.No	Scheme	Aware (%)	Not Aware (%)
1	Moulana Azad Educational Foundation – Grant in Aid to NGOs	32	68
2	Moulana Azad Education Foundation – Moulana Abdul Kalam Azad Literacy Award	18	82
3	Scheme for Leadership Development of Minority Women	56	44
4	Scheme for Computerisation of Record of State WAKAF Board	9	91
5	Prime Ministers New 15 Point Programme for Minorities	28	72
6	Central WAKAF Council – Grand in Aid Scheme	11	89
7	Central WAKAF Council – Revolving Fund	16	84
8	Central WAKAF Council – Educational Programs	8	92
9	National Minorities Development and Finance Corporation – Lending Scheme	19	81
10	National Minorities Development and Finance Corporation – Promotional Scheme	19	81

- 3.11.21 Compared to the educational empowerment schemes, the awareness level of the minority community members about the other schemes is very poor except on the Scheme for the Leadership Development. An NGO has conducted three programmes on Leadership Development covering about 120 beneficiaries at Bhopal. This is the reason for awareness among the respondents about this programme. It is seen that about fifty six per cent of the respondents are aware about the Leadership Development Programme for Minority women. The Prime Ministers New 15 Point Programme for Minorities cover housing, women and child development, credit schemes, poverty alleviation initiatives, housing, Multi Sectoral Development Programme(MSDP) and various other schemes aiming at the welfare of the minority communities. The field level survey revealed that only about twenty eight per cent of the respondents are aware of the scheme. There are also beneficiaries who had availed the benefits but not aware about the scheme. Similarly, about nineteen percent of the minority community members are aware about the schemes of National Minorities Development and Finance Corporation (NMDFC). This is mainly because they have availed the loan from the lending scheme. The awareness about the schemes for WAKAF Council schemes is relatively poor. The assets created under MSDP at various schools with name boards facilitates in creating some awareness among the literate people.
- 3.11.22 As the schemes like housing, drinking water facility and infrastructure for schools are reaching to the people, they are aware about this. The case of educational scholarship also has the same impact. However, it is understood that (Table 1.2), the awareness level needs to be improved further. As some people are aware about MSDP because of the display on the asset created, various promotional activities suitable to each schemes may be developed so that the information reaches the people and society at large. When the society becomes more aware about the scheme, more people will approach the authorities to avail the scheme benefits. All these discussions call for strengthening the advertisement activities.

Awareness about the Agencies Implementing the Scheme

3.11.23 The beneficiaries, especially the illiterate members are not aware of the agencies implementing different schemes. There is also a lack of clarity regarding the process of applying for various schemes and the contact point. They have suggested establishing a help desk point at the GP office or at the office of the implementing agencies.

Awareness about NGO working in the Area

3.11.24 The NGOs in the State are mainly working on the Scheme for “Leadership Development of Minority Women”. The discussions with respondents revealed that many of them, some beneficiaries of the Leadership Development Programme and some potential beneficiaries, are aware about the NGOs involved in the activities of MoMA. As most of the NGOs are acting on many socially relevant areas, they are popular among the community members.

Awareness Level of Political Leaders

3.11.25 The Team had discussions with the elected PRI members. More than fifty per cent of them are aware about the Pre metric and Post metric scholarship schemes. The awareness level of PRI members on the various schemes is given below.

Table 3.188

Awareness Level of Political Leaders about the Schemes of MoMA

Sl.No	Scheme	Aware (%)
1	Pre – Metric Scholarship Scheme	56
2	Post Metric Scholarship Scheme	56
3	Merit -cum - Means Scholarship Scheme	12
4	Free Coaching and Allied Scheme	14
5	Moulana Azad National Fellowship for Minority Students	17
6	Moulana Azad Education Foundation – Moulana Azad Scholarship for Meritorious Girl Students	22
7	Moulana Azad Educational Foundation – Grant in Aid to NGOs	20
8	Moulana Azad Education Foundation – Moulana Abdul Kalam Azad Literacy Award	8

Sl.No	Scheme	Aware (%)
9	Scheme for Leadership Development of Minority Women	49
10	Scheme for Computerisation of Record of State WAKAF Board	11
11	Prime Ministers New 15 Point Programme for Minorities	53
12	Central WAKAF Council – Grand in Aid Scheme	8
13	Central WAKAF Council – Revolving Fund	16
14	Central WAKAF Council – Educational Programs	13
15	National Minorities Development and Finance Corporation – Lending Scheme	29
16	National Minorities Development and Finance Corporation – Promotional Scheme	21

3.11.26 Other than pre and post metric scholarship schemes, the most familiar scheme is the Prime Ministers New 15 Point Programme for Minorities (53%). As IAY houses and creation of school infrastructure is being taken up under this scheme, the elected PRI members are more familiar with this scheme. Even though they are familiar with the MSDP scheme, they are ignorant about the eligibility criteria and the guide lines. About forty nine per cent of the PRI members/political leaders are aware about “Scheme for Leadership Development of Minority Women”. This may be due to involvement of the NGOs engaged in the activity.

3.11.27 The discussions with the PRI members had revealed that majority (83%) of them did not get any training during their tenure. Moreover, none of the PRI members are aware of the scheme particulars and their guidelines. This call for conducting a Training Needs Assessment among the PRI members and suitable training may be imparted to them. In addition to routine training, the PRI members may also be made aware of the schemes being announced and the guidelines.

NGOs Involvement in the Activity

3.11.28 As part of the study, the team had interactions with NGOs engaged in the activities related to minority welfare. The NGOs are mainly involved in the following activities.

- Vocational Training Programme
- Entrepreneurship Development Programme
- Awareness programme on Education, Child Marriage and Environment

➤ Leadership Development Programme.

3.11.29 It is informed that the NGOs are involved in the schemes of MoMA and they are working for the welfare of the minority community. Among the schemes of the MoMA, the NGOs are mostly involved in the scheme “Leadership Development of Minority Women”, under NaiRoshni. The NGOs had informed that they have trained about 125 women during the period April to July 2014. The participants included women PRI members, social workers and SHG members.

Awareness about the Agencies Implementing the Scheme

3.11.30 The NGOs are aware about the State level implementing agencies of various schemes. However, it is understood that they are not fully aware of all the schemes of MoMA. Among the schemes of MoMA, the NGOs mainly focus on “Leadership Development of Minority Women”, under NaiRoshni. However, the NGO representatives had informed that they have noticed some new paper advertisements about the schemes. They are also getting information from the official web sites of the Ministry. Moreover, as the NGOs are participating in various workshops organized by various departments, they are getting some information. None of the NGOs had attended any workshops organized as part of scheme promotion by the Ministry/Nodal Department.

State Level Coordination

3.11.31 The state does not have single point of contact for getting all the details of the schemes of the Ministry of Minority Affairs, Government of India. The Commissionerate of Backward Class and Minority Affairs, the Nodal Department of the Ministry, does not have details of schemes being carried out/implemented by the WAKAF Board or the National Minorities Development and Finance Corporation. Accessibility of all relevant data at a single point makes things more transparent and facilitates easy follow up, if found necessary, and monitoring.

3.11.32 The discussions with the officials, elected PRI members and NGO representatives and the field level interview with the beneficiaries reveal that the publicity activities on the schemes of MoMA are not adequate to create awareness among different stake holders. A systematic media plan is to be prepared and the fund earmarked for the purpose may be utilized effectively. Suitably designed training programmes may be imparted to the officials and PRI members. Besides publicity activities, the service of NGOs may also be utilized for creating awareness among the minority community members.

V. WEST ZONE

3.11.33 In West Zone, two States covered under evaluation studies are Gujarat and Maharsatra. The districts and blocks covered in Central Zone and the sample size of stakeholders surveyed in this Zone is given below:-

Table 3.189

Coverage (West Zone)

Sl. No.	States	Districts	Blocks
North Zone			
1	Gujarat	Kachchh	Bhuj
			Abdasa
		Baruch	Jambusr
			Amod
2	Maharashtra	Buldana	Shegaon
			Chikhli
		Washim	Mangrulpir
			Karanja

Table 3.190

Sample Covered (West Zone)

Sl. No.	Particulars	Number	
		Gujarat	Maharashtra
1	State level implementing officials	3	3
2	People's representative	30	32
3	Minority community members	126	124
4	NGOs	1	2

3.12 A. MAHARASHTRA

3.12.1 Maharashtra, lies in the western region part of India, is the second populous State in India (112,372,972) with an area of 307,713 sq km and shares its border with six States.. Maharashtra contributes 25% of the country's industrial output and 23.2% of its GDP.

Demographic Details

The demographic details of the minority communities in Maharashtra are given in Table shown below:

Table 3.191

Minority Population in Maharashtra

Population Minority Community	18921529
Population Muslim Community	10270485
Population Sikh Community	215337
Population Christian Community	1058313
Population Buddhist Community	5838710
Population Parsi's Community	233841
Total Districts	34

Minority Concentration

The details of minority concentration in Maharashtra are given below:

Table 3.192

Minority Demographic Characteristics

Concentrated districts	9
Minority concentrated in Blocks	8
Minority concentrated in Towns	6
Minority Clusters	NA

Schemes of Ministry of Minority Affairs Implemented for the Welfare of Minority Communities in Maharashtra

The following schemes/programmes are implemented in the State by MoMA

I Schemes for the welfare of MCs in the State.

➤ Educational Schemes of Govt. Of Maharashtra

- ❖ Scheme of incentive to the parents of minority community students of higher secondary schools (std V to VII)
- ❖ Schemes for free distribution of uniforms to Minority students of Primary Schools.
- ❖ Scheme providing financial assistance for infrastructure development and basic minority to schools with a strong presence of minority students.
- ❖ Scheme for giving minority status certificate to minority to educational institutions in Maharashtra state.
- ❖ Scheme for Marathi Language Foundation Classes.
- ❖ Scholarship scheme for minority students pursuing higher and professional studies.

➤ Employment Oriented and Development Schemes of Govt. Of Maharashtra

- ❖ Schemes for Vocational Training Youth
- ❖ Scheme of Pre- Recruitment Training for Minority candidates for Police Constabulary.
- ❖ Loan scheme of Maulana Azad Minorities Finance Development corporation.
- ❖ Scheme for development of minority concentrated areas.
- ❖ Scheme for research about the problems faced by minorities and training for the government employees handling issues pertaining to minorities.
- ❖ A plan establish a technical house by giving financial assistance to minority students in areas in the state dominated by the minorities.
- ❖ Financial Assistance plan for minority students for establishing Industrial Training centre in state areas where there are majority of minority communities
- ❖ Scheme for Guidance Centres for MPSC/UPSC Examinations.

I. Schemes of MoMA

- i. Pre- Metric Scholarship
- ii. Post- Metric Scholarship
- iii. Merit Cum Means Scholarship
- iv. NMDFC Lending Scheme

Educational Empowerment Schemes

3.12.2 It is observed that the amount released under the free coaching schemes is constant for the last two financial years. The amount sanctioned under merit cum scholarship scheme is increasing over the years, and it was highest in the year 2010-11 (252.42 Crore). There is a constant increase in the post matric scholarship scheme after 2010-11, except for the year 2012-13 (26.2 Crore). And it is seen that there is a constant increase in amount sanctioned under pre matric scholarship scheme. The details of educational empowerments schemes are given below:

Table 3.193

Free Coaching

Sl. No.	Year	No. of students	Amount released (in Rs)
1	2008-09	980	11609750
2	2009 -10	130	1693125
3	2010 -11	2200	58199500
4	2011 -12	200	2337500
5	2012 - 13	320	5773500
6	2013 -14	430	5830750
7	2014 - 15	0	0

Table 3.194

Details of Educational Empowerment Schemes

Sl. No	Year	Merit cum scholarship scheme			Post Matric scholarship scheme			Pre Matric scholarship scheme		
		Total		Amount sanctioned (Rs. In crores)	Total		Amount sanctioned (Rs. In crores)	Total		Amount sanctioned (Rs. In crores)
		T	A		T	A		T	A	
1	2007 - 08	1840	1126	2.88						
2	2008 - 09	1330		3.09	11469	11551	403.2	27546	58052	4.51
3	2009 -10	1840	1403	3.54	27515	15333	8.17	137732	201490	15.78
4	2010 - 11	1840	1342	252.41	36675	44579	20.09	183638	545201	40.98
5	2011 - 12	1840	3475	9.27	48157	48505	31.06	312187	701343	54.72
6	2012 - 13	5520	4665	12.2	45189	42802	26.2	367276	788973	58.73
7	2013 - 14	5520	7113	18.43	45189	60229	38.72	367276	785177	56.49

Awareness workshops/ conferences for popularising schemes of MoMA

State Level Workshops

The details of State level workshops are given below:

Table 3.195

Sl. No.	Year	Workshops	
		Number	No. of Institutes
1	2012-13	6	700
2	2013-14	4	550

Enquiries on schemes of MoMA.

The details of enquiries on schemes of MoMA are given below:

Table 3.196

Schemes	Number of Enquiries						
	2007-08	2008-09	2009-10	2010-11	2011-12	2012-13	2013-14
McM SS	500	5000	4000	2500	2500	3000	2000
FC&AS	0	70	50	80	110	140	170

SURVEY FINDINGS

I. MINORITY COMMUNITY MEMBERS

a. SOCIO - ECONOMIC PROFILE OF MINORITY COMMUNITY MEMBERS

3.12.3 In Maharashtra a total of 124 minority community members were surveyed as part of the evaluation study. A brief on the socio economic profile of these sample minority community members are given below:

3.12.4 It is observed that around 45 percent of the sample minority community members are in the age group of 50 to 65 years. Around 24 percent of them are in the age group of 18 to 35 years and nearly 18 percent of them are in the age group of 36-50 years. Around 8 percent and 4 percent of the respondents fell under the Above 65 years and Up to 18 years respectively.

Table 3.197
Age Profile of Minority Community Members

Age Group	% of Minority Community Members		
	Buldana	Washim	Average
Up to 18	5.71	2.78	4.23
18-35	22.86	25.00	23.94
36-50	14.29	22.22	18.31
50-65	48.57	41.67	45.07
Above 65	8.57	8.33	8.45

A good majority of the minority community members surveyed were males (87.32%).

Table 3.198
Gender Details

Category	% of Minority Community Members		
	Buldana	Washim	Average
Men	91.43	83.33	87.32
Women	8.57	16.67	12.68

3.12.5 It is observed that all the minority community members surveyed as part of the evaluation study in Maharashtra were Muslims.

3.12.6 As regards the occupation status of minority community members surveyed, 18.31 percent of the sample members covered were observed to be engaged in agriculture and related activities. While 29.58 percent of minority community members met during survey were labourers, 8.45 percent of them were agricultural labourers and another 8.45 percent engaged in the Household Industry. Nearly 24 percent of minority community members were occupied with trade and commerce activities. The minority community members employed in government service and private jobs both together constituted less than 6 percent of the sample (5.64 %). While 1.41 percent are unable to work and around 4 percent were students.

Table 3.199
Occupation Status of Minority Community Members

Occupation	% of Minority Community Members		
	Buldana	Washim	Average
Agriculture Labour	5.72	11.11	8.45
Household industry	8.57	8.33	8.45
Trade/ commerce	5.72	41.67	23.94
Laborer	51.42	8.33	29.58
Agriculture and related activities	14.27	22.22	18.31
Government servant	5.72	2.78	4.23
Private job	2.86	0.00	1.41
Unable to work	0.00	2.78	1.41
Student	5.72	2.78	4.23

3.12.7 All the minority community members included in the sample are from BPL category. Around 74 percent in the Buldana district and 89 percent in the Washim district of the minority community members possess ADHAAR/UID card. While, around 18 percent of the minority community members do not have the same.

Table 3.200

Status	% of Minority Community Members		
	Buldana	Washim	Average
Possess ADHAAR	74.29	88.89	81.69
Not Possess ADHAAR	25.71	11.11	18.31

b. DETAILS OF AWARENESS OF MINORITY COMMUNITY MEMBERS

i. Awareness about various schemes

3.12.8 The analysis of the responses of the minority community members regarding awareness about the various schemes revealed that more than 25 percent of the sample minority members covered as part of evaluation study have awareness about the following schemes implemented by the Ministry :-

- a. Post Matric scholarship scheme (36.62%)
- b. Free Coaching and Allied Scheme (25.35%)
- c. PM 15 point programme (33.80%)

- d. Schemes of NMDFC (38.03%)
- e. Term loan Scheme (40.85%)

3.12.9 Around 38 percent of the members reported awareness about the micro finance loan scheme run by subordinate organizations like NMDFC. While 38.03 percent of minority community members have heard about merit cum means scholarship scheme, and about 30.99 percent are aware of pre-matric scholarship scheme and 30.99 percent are aware of Maulana Azad National fellowship scheme.

Table 3.201
Awareness about Various Schemes

Schemes	Buldana	Washim	Average
1.Educational Schemes			
a) Merit cum means Scholarship	34.29	41.67	38.03
b) Pre Matric Scholarship	25.71	36.11	30.99
c) Post Matric Scholarship	42.86	30.56	36.62
d) Maulana Azad	28.57	33.33	30.99
e) Free Coaching and Allied Schemes	20.00	30.56	25.35
2. Empowerment of Muslim Institutions	22.86	25.00	23.94
3. PM 15 point program	8.57	58.33	33.80
4.Schemes run by subordinate Organisations			
a) Schemes of NMDFC	28.57	47.22	38.03
b) Term Loan Scheme	31.43	50.00	40.85
c) Micro Finance Loan	42.86	33.33	38.03

iii. Awareness about State govt/agencies implementing schemes and separate schemes implemented by state govts.

3.12.10 The awareness level of minority members about the state government departments or agencies implementing schemes of Ministry in Maharashtra or about the separate schemes run by these departments is observed to be 30.99 percent of the total sample.

Table 3.202**Awareness about State govt/agencies**

Status	% of Minority Community Members		
	Buldana	Washim	Average
Aware	25.71	36.11	30.99
Non aware	74.29	63.89	69.01

iv. Awareness about NGO working in the area for creating awareness of programmes of MoMA

3.12.11 Around 21 percent of sample minority members have reported to have heard about the Non Government Organizations (NGOs) working in their area or among community members for creating awareness about the programmes of the Ministry or implementing programmes like Leadership Development Programme/ Free Coaching and Allied Scheme.

Table 3.203**Awareness about NGO**

Status	% of Minority Community Members		
	Buldana	Washim	Average
Aware	17.14	25	21.13
Non aware	82.86	75	78.87

v. Awareness about Community leaders/Political leader working in the area creating awareness of programmes of MoMA

3.12.12 Around 62 percent of the minority members surveyed reported unawareness about community leaders/ political leader working in their area to create awareness about the programmes of Ministry.

Table 3.204
Awareness about Community leaders/Political leader working in the area

Status	% of Minority Community Members		
	Buldana	Washim	Average
Aware	34.29	41.67	38.03
Non aware	65.71	58.33	61.97

vi. Awareness about Publicity done for the Schemes by MoMA

3.12.13 Ministry has adopted suitable multi-media campaign for disseminating information regarding the programmes, schemes and initiatives taken up and implemented by MoMA among the target groups. The print as well visual media has been used by Ministry for this purpose. The survey data indicate that 31.43 percent in the Buldana district and 36.11 percent in the Washim district are aware about publicity done for the Schemes by MoMA through various means of communication.

Table 3.205
Awareness about Publicity done for the Schemes by MoMA

Awareness	% Awareness of NGOs		
	Buldana	Washim	Average
Doordharsan/TV	21.21	13.89	17.39
Radio/AIR	18.18	25.00	21.74
Jingles	12.12	11.11	11.59
Public Places/Offices	33.33	25.00	28.99

II. NON GOVERNMENTAL ORGANISATIONS

a. GENERAL PROFILE OF NGOs

The main activities of the NGOs covered under study included the following:-

- Organizing leadership development programmes
- Conducting career guidance camps
- Activities related TB control programme
- Maintaining help desk for self employment activities

- Free Coaching for minority students

3.12.14 The sample NGOs surveyed are working for the welfare of the Muslim minority community and all the NGO representatives belonged to Muslim community. Both the NGOs are registered according to the information provided by their representatives. However, none of them are recognized by or empanelled with or working for the Ministry of Minority Affairs or any other Ministry or the State Government of Maharashtra.

b. Details of Awareness of NGO

i. Awareness about MoMA

3.12.15 Distribution of the respondents' sample in terms of their awareness regarding Ministry of Minority Affairs reveals that 100 percent in the Buldana district and 50 percent in the Washim district are aware about MoMA. 50 percent are aware about the Schemes of MoMA and 50 percent are 50 percent of the NGOs surveyed reported awareness regarding the schemes implemented by MoMA and the government departments or agencies implementing the schemes of the Ministry.

Table 3.206
Details of Awareness of NGO about MoMA

Awareness	% of NGOs		
	Buldana	Washim	Average
MoMA	100.00	50.00	75.00
Schemes of MoMA	50.00	50.00	50.00
Govt Department/Agency implementing schemes of MoMA	50.00	50.00	50.00

3.12.16 It is observed that both the NGOs have idea about the educational schemes run by the Ministry. About 75 percent knows about the 15 point programmes of PM and another 75 percent aware about leadership development scheme for minority women. It is also revealed that no one in

the Buldana district knows about lending schemes and Maulana Azad scholarship.

Table 3.207
Awareness of NGO about various schemes o of MoMA

Schemes	% Awareness of NGOs		
	Buldana	Washim	Average
15 point programme of PM	100.00	50.00	75.00
Educational empowerment programmes/scholarship programmes	100.00	100.00	100.00
Scheme for leadership development of Minority women	100.00	50.00	75.00
Lending Schemes	0.00	50.00	25.00
Maulana Azad Scholarship	0.00	50.00	25.00

ii. Awareness about Community/Political Leader

3.12.17 As regards the awareness of NGOs about any community leader or political leader working in their area for creating awareness about the programmes of the Ministry, 75 percent of the NGO responded they know about their leaders in the area.

Table 3.208
Details of Awareness of NGO about Community/Political Leader

Awareness	% Awareness of NGOs		
	Buldana	Washim	Average
Community Leader/Political Leader	100.00	50.00	75.00

III. PEOPLES' REPRESENTATIVES

a. General Profile of Peoples' Representatives

3.12.18 It is observed that around 50 percent of the sample peoples' representatives are in the age group of 36 to 50 years and the remaining 50 percent of them aged between 50 and 65 years.

Table 3.209
Age Profile of Peoples' Representatives

Age Group	% of People Representatives		
	Buldana	Washim	Average
36-50	50	50	50.00
50-65	50	50	50.00

B. Details of Awareness of Peoples' Representatives

i. Awareness about NGO

3.12.19 As regards the awareness of peoples' representatives about Non Governmental Organisations working in their area for creating awareness about the programmes of the Ministry, 50 percent of them knew about NGOs working in their area for the same purpose.

Table 3.210
Awareness about NGO

Particulars	% of People Representatives		
	Buldana	Washim	Average
Aware	50.00	50.00	50.00
Non Aware	50.00	50.00	50.00

ii. Awareness about publicity Activities of MoMA

3.12.20 With regard to the awareness of the peoples' representatives about the publicity activities done by the Ministry, 62.50 percent of them reported that they have seen advertisements of the schemes of the Ministry in Public Places/ Offices. More than half of the peoples' representatives have seen advertisements of the schemes on Doordharsan /TV (66.67). Around 58.33 percent of them have listened to advertisements on Radio/ AIR and 8.33 percent of them heard jingles created for improving the awareness levels about the schemes among the target community.

Table 3.211
Awareness about Advertisements

Awareness	% of People Representatives		
	Buldana	Washim	Average
Doordharsan/TV	58.33	75.00	66.67
Radio/AIR	50.00	66.67	58.33
Jingles	0.00	16.67	8.33
Public Places/Offices	66.67	58.33	62.50

3.13 B. GUJARAT

3.13.1 Gujarat lies in the western part of India, is the ninth populous State in India (60,439,692) with an area of 1, 96,024 sq km and shares its border with States of Rajasthan, Madhya Pradesh and Maharashtra. Gujarat has a robust infrastructure and is pioneer in PPP, that takes to its credit as 'Asia's Biggest' Investment Infrastructure Opportunity Centre.

Demographic Details

The demographic details of the minority communities in Gujarat are given in Table shown below:

Table 3.212
Minority Population in Gujarat

Population	Number
Population Minority Community	4985362
Population Muslim Community	4592854
Population Sikh Community	45587
Population Christian Community	284092
Population Buddhist Community	17829
Population Parsi's Community	45000

Districts Profile

The district profile of the Gujarat is given in table shown below:

Table 3.213
District Profile

Year	Total Districts
2013-2014	26
2014-2015	33

Minority Concentrated Districts

The details of minority concentrated districts are given below:

Table 3.214
Minority Demographic Characteristics

Number of Minority Community	
Concentrated districts	NIL
Minority Community in Blocks	9
Minority Community in Talukas	14
Minority Clusters	NA

Schemes of Ministry of Minority Affairs Implemented for the Welfare of Minority Communities in Gujarat

The following schemes/programmes are implemented in the State by MoMA

I. Training etc.

1. Training at recognised workshops.

3.13.2 Under this scheme, training in sewing imparted mainly to minority community women through competent NGOs.

2. Financial assistance to purchase milk animals.

3.13.3 Under this scheme provision has to be made to provide subsidy at the rate of 33.33 percent of the unit cost for Rs. 3000/- whichever is less for purchasing milch animals.

II. Other Schemes

- i. Pre- Metric Scholarship
- ii. Post- Metric Scholarship
- iii. Merit Cum Means Scholarship
- iv. NMDFC Lending Scheme

3.13.4 Details of Schemes directly implemented NGO's and other agency is not available with the Govt. of Gujarat.

Utilization of Administrative Funds

The utilization of Administrative fund details are shown below:

Table 3.215

Sl. No.	Year	Number of Advertisements in News Papers		Number of Printed Brochures		Financial Performance	
		Scheme	Number	Scheme	Number	Target	Achvmt.
1.	2007-08	PMS MCM	5	PMS MCM	0	0.50	0.50
2.	2008-09		5		0	0.75	0.75
3.	2009-10		5		0	1.00	1.00
4.	2010-11		5		0	1.00	1.00
5.	2011-12		5		0	1.50	1.50
6.	2012-13		5		0	2.00	2.00
7.	2013-14		5		20000	2.00	2.00

Educational Empowerment Schemes

3.13.5 It is observed that the amount released under the free coaching schemes shows an increase over the years. The amount sanctioned under merit cum scholarship scheme is constant over the years, and it was highest in the year 2010-11 (113.95 Crore). There is a constant increase in the post matric scholarship scheme and it is seen that amount for pre matric scholarship is only sanctioned for the year 2013-14. The details of educational empowerments schemes are given below:

Table 3.216
Free Coaching

Sl. No.	Year	No. of students	Amount released (in Rs)
1	2008-09	100	1206250
2	2009 -10	0	1027950
3	2010 -11	50	630000
4	2011 -12	0	0
5	2012 - 13	125	1595250
6	2013 -14	150	3709750
7	2014 - 15	50	650000

Table 3.217
Details of Schemes

Sl. No	Year	Merit cum scholarship scheme			Post Matric scholarship scheme			Pre Matric scholarship scheme		
		Total		Amount sanctioned (Rs. In crores)	Total		Amount sanctioned (Rs. In crores)	Total		Amount sanctioned (Rs. In crores)
		T	A		T	A		T	A	
1	2007 - 08	523	195	0.37						
2	2008 - 09	343		0.77	3267	5763	196.95	7839	0	0
3	2009 -10	523	542	1.05	7841	7766	2.88	39194	0	0
4	2010 - 11	523	539	113.95	10453	12290	4.47	52260	0	0
5	2011 - 12	523	941	2.26	13723	15559	7.78	88842	0	0
6	2012 - 13	1569	2016	4.9	12851	20612	11.19	104520	0	0
7	2013 - 14	1569	2607	6.28	12851	32979	17.75	104520	355756	37.87

Table 3.218**Utilization of Administrative Funds**

The utilization of Administrative fund are shown below:

Sl. No.	Year	Number of Advertisements in News Papers		Number of Printed Brochures		Financial Performance	
		Scheme	Number	Scheme	Number	Target	Achvmt .
1.	2007-08	PMS MCM	5	PMS MCM	0	0.50	0.50
2.	2008-09		5		0	0.75	0.75
3.	2009-10		5		0	1.00	1.00
4.	2010-11		5		0	1.00	1.00
5.	2011-12		5		0	1.50	1.50
6.	2012-13		5		0	2.00	2.00
7.	2013-14		5		20000	2.00	2.00

Publicity activity undertaken by SLIA

The expenditure for publicity activity undertaken by SLIA is given in table shown below:

Table 3.219

Year	Schemes Covered	Districts Covered	Population Covered	Expenditure
2007-2008	Pre-Metric Scholarship Post- Metric Scholarship Merit Cum Means Scholarship	All Districts	4985362	Nil
2008-2009				0.75
2009-2010				1.00
2010-2011				1.00
2011-2012				1.50
2012-2013				2.00
2013-2014				2.00

3.13.6 The details of expenditure on advertisement of AIR Visual Media, News Media and other Media are not available with Gujarat state department for minority welfare.

Awareness workshops/ conferences for popularising schemes of MoMA

State Level Workshops

The details of State level workshops are given below:

Table 3.220

Details of State level workshops

Sl. No.	Year	Workshops	
		Number	No. of Participants
1.	2012-13	8	3000

District Level Workshops

The details of District level workshops financial performance are given below:

Table 3.220

District Level Workshops

Year	Component	Allocation (in Rs. Lakh)	Utilization (in Rs. Lakh)
2011-12	State Level Workshops/Conferences	0.50	0.50
	District Level Workshops/Conferences	0.75	0.75
2012-13	State Level Workshops/Conferences	0.75	0.75
	District Level Workshops/Conferences	1.00	1.00
2013-14	State Level Workshops/Conferences	1.00	1.00
	District Level Workshops/Conferences	1.00	1.00

Enquiries on schemes of MoMA.

The details of enquiries on schemes of MoMA are given below

Table 3.221

Enquiries on Schemes of MoMA

Schemes	Number of Enquiries						
	2007-08	2008-09	2009-10	2010-11	2011-12	2012-13	2013-14
Pre- Mat. SS	-	-	-	-	-	-	50000
Post- Mat. SS	100	500	1000	10000	20000	25000	35000
McM SS	100	500	1000	2000	3000	5000	5000

Beneficiaries

The details of beneficiaries are shown below:

Table 3.222
Deatails of Beneficiaries

Schemes	Sample districts	Blocks	Year						
			2007-2008	2008-2009	2009-2010	2010-2011	2011-2012	2012-2013	2013-2014
Pre Metric Scholarship	kachchh	Bhuj	-	-	-	-	-	-	2354
		Abdsa	-	-	-	-	-	-	2280
	Bharuchh	Baruch	-	-	-	-	-	-	2045
		Amod	-	-	-	-	-	-	2568
	Others		-	-	-	-	-	-	40753
Post metric Scholarship	Kachchh	Bhuj	7	15	24	105	304	1105	1800
		Abdasa	9	14	21	114	356	984	1754
	Baruchh	Baruch	8	12	28	123	390	1059	1650
		Amod	5	18	32	136	374	1256	2012
	Others		71	441	895	9522	18576	20596	27784
Merit cum means Scholarship	Kachchh	Bhuj	8	19	35	95	125	186	195
		Abdasa	9	26	42	84	116	178	184
	Baruchh	Baruch	11	22	52	78	154	195	215
		Amod	7	13	34	76	180	222	229
	Others		65	420	837	1667	2425	4219	4177

SURVEY FINDINGS

I. MINORITY COMMUNITY MEMBERS

a. SOCIO - ECONOMIC PROFILE OF MINORITY COMMUNITY MEMBERS

A brief profile of the socio economic status of the sample minority community members are given below:

3.13.7 It is observed that around 38.24percent of the sample minority community members are in the age group of 50 to 65 years. About 22.06percent of them are in the age group of 36-50years and nearly 25percent of them are in the age group of 18-35 years. The remaining minority community members (4.41%) are from age group below 18 and the rest from above 65 age group which is 10.29%.

Table 3.223**Age Profile of Minority Community Members**

Age Group	% of Beneficiaries		
	Kachch	Baruch	Total
Up to 18	6.67	2.63	4.41
18-35	26.67	23.68	25.00
36-50	16.67	26.32	22.06
50-65	46.67	31.58	38.24
Above 65	3.33	15.79	10.29

A majority of the minority community members surveyed were males (77.94%).

Table 3.224**Gender Details**

Category	% of Beneficiaries		
	Kachch	Baruch	Total
Men	83.33	73.68	77.94
Women	16.67	26.32	22.06

3.13.8 It is observed that all the minority community members surveyed as part of the evaluation study in Gujarat were Muslims.

3.13.9 Regarding the occupation status of minority community members surveyed 27 percent of the sample members were engaged in Trade and Commerce. 20.59 percent of the members were Labourers. While 17.65 percent of minority community members were engaged in agriculture and related activities. Only fewer than 8 percent of the community members are in government and private sector.

Table 3.225**Occupation Status of Minority Community Members**

Occupation	% of Beneficiaries		
	Kachchh	Baruch	Total
Agriculture Labor	6.67	10.53	8.82
Household Industry	10.00	13.16	11.76
Trade/Commerce	46.67	10.53	26.47
Laborer	6.67	31.58	20.59

Agriculture and Related Activities	13.33	21.05	17.65
Government Servant	6.67	5.26	5.88
Private Job	3.33	0.00	1.47
Unable to work	0.00	0.00	0.00
Student	6.67	7.89	7.35

3.13.10 Almost 90 percent of the minority community members included in the sample are from BPL category. About 79.41percent of the minority community members surveyed reported that they possess ADHAAR/UID card.

b. DETAILS OF AWARENESS OF MINORITY COMMUNITY MEMBERS

i. Awareness about Ministry of Minority Affairs

3.13.11 It is significant to note that a larger majority of minority community members (70.59%) are not aware of the Ministry of Minority Affairs.

Table 3.226

Awareness about Ministry of Minority of Affairs

Status	% of Minority Community Members		
	Kachchh	Baruch	Total
Aware	23.33	34.21	29.41
Unaware	76.67	65.79	70.59

3.13.12 Among these members who have heard about MoMA, 55percent is through Government Officials and the remaining through Educational Institutions (45%).

Table 3.227

Source of Awareness about Ministry of Minority of Affairs

Status	% of Minority Community Members		
	Kachchh	Baruch	Total
Govt Officials	57.14	53.85	55.00
Educational Institutions	42.86	46.15	45.00

ii. Awareness about various schemes

3.13.13 The analysis of the responses of the minority community members regarding awareness about the various schemes revealed that only around 20 percent of the

sample minority members covered as part of evaluation study have awareness about the following schemes implemented by the Ministry :-

- a. Pre / Post Matric scholarship scheme (32.35% / 38.24%)
- b. Free Coaching and Allied Scheme (26.47%)
- c. PM 15 point programme(35.29%)
- d. Schemes of NMDFC (39.71%)
- e. Term loan Scheme (42.65%)

3.13.14 Around 39.71percent of the members reported awareness about the micro finance loan scheme run by subordinate organizations like NMDFC, where only 25 percent of the community members are aware of the schemes for the empowerment of Muslim institutions. While 39.71 percent of the minority community members have heard about merit cum means scholarship scheme and 32.35% about Maulana Azad National fellowship scheme.

Table 3.228

Awareness about Various Schemes

Schemes	% of Minority Community Members		
	Kachchh	Baruch	Total
1. Educational Schemes			
f) Metric cum means Scholarship	40.00	39.47	39.71
g) Pre Matric Scholarship	30.00	34.21	32.35
h) Post Matric Scholarship	50.00	28.95	38.24
i) Maulana Azad	33.33	31.58	32.35
j) Free Coaching and Allied Scheme	23.33	28.95	26.47
2. Empowerment of Muslim institutions	26.67	23.68	25.00
3. PM 15 point program	10.00	55.26	35.29
4. Schemes run by Subordinate Organizations			
d. Schemes of NMDFC	33.33	44.74	39.71
e. Term loan Scheme	36.67	47.37	42.65
f. Micro Finance loan	50.00	31.58	39.71

3.13.15 Even though the minority members surveyed reported awareness about various schemes implemented by the Ministry, it was noticed that only approximately 38percent of them have availed benefit under any of the schemes of the ministry.

iii. Awareness about State govt/agencies implementing schemes and separate schemes implemented by state govts.

3.13.16 The awareness level of minority members about the state government departments or agencies implementing schemes of Ministry in Gujarat, or about the separate schemes run by these departments is observed to be 23.53 percent of the total sample.

Table 3.229

Awareness about State govt/Agencies

Status	% of Minority Community Members		
	Kachchh	Baruch	Total
Aware	26.67	21.05	23.53
Unaware	73.33	78.95	76.47

iv. Awareness about NGO working in the area for creating awareness of programmes of MoMA

3.13.17 1% of the community members are aware about any NGO's working in the area for creating awareness about the programmes of the Ministry or implementing programmes like Leadership Development Programme/ Free Coaching and Allied Scheme.

Table 3.230

Awareness about NGO

Status	% of Minority Community Members		
	Kachchh	Baruch	Total
Aware	16.67	23.68	20.59
Non Aware	83.33	76.32	79.41

v. Awareness about Community leaders/Political leader working in the area creating awareness of programmes of MoMA

3.13.18 Nearly 39 percent of the minority members surveyed reported awareness about community leaders/ political leader working in their area to create awareness about the programmes of Ministry.

Table 3.231**Awareness about Community leaders/Political leader working in the area**

Status	% of Minority Community Members		
	Kachchh	Baruch	Total
Aware	36.67	39.47	38.24
Non Aware	63.33	60.53	61.76

vi. Awareness about Publicity done for the Schemes by MoMA

3.13.19 Ministry has adopted suitable multi-media campaign for disseminating information regarding the programmes, schemes and initiatives taken up and implemented by MoMA among the target groups. The print as well visual media has been used by Ministry for this purpose. Among the community members who are aware about the schemes, the survey data indicate that, while 38.24percent of them have heard advertisements through Radio/ AIR, only 45.59percent of the minority community members have seen advertisements of schemes of MoMA in public offices/places. The remaining 32.35percent of the members have seen advertisements of MoMA in Doordharsan / TV.

Table 3.232**Awareness about Publicity done for the Schemes by MoMA**

Particulars	% of Minority Community Members		
	Kachchh	Baruch	Total
Doordharsan/TV	33.33	31.58	32.35
Radio/ AIR	40.00	36.84	38.24
Public Places / Offices	50.00	42.11	45.59

II. NON GOVERNMENTAL ORGANISATIONS**a. GENERAL PROFILE OF NGOS**

3.13.20 A total of 5 NGOs were covered for collecting data required for the study. The main activities of the NGOs covered under study included the following:-

- Organizing leadership development programmes
- Conducting career guidance camps
- Activities related TB control programme
- Maintaining help desk for self employment activities
- Free Coaching for minority students

3.13.21 The sample NGOs surveyed are working for the welfare of the Muslim minority community and all the NGO representatives belonged to Muslim community. Both the NGOs are registered according to the information provided by their representatives.

b. Details of Awareness of NGO

i. Awareness about MoMA

3.13.22 Distribution of the respondents' sample in terms of their awareness regarding Ministry of Minority Affairs reveals that NGO representatives do not have adequate awareness about the same. Also the NGOs surveyed reported unawareness regarding the schemes implemented by MoMA and the government departments or agencies implementing the schemes of the Ministry.

Table 3.233

Details of Awareness of NGO about MoMA

Awareness	% of NGOs		
	Kachchh	Baruch	Total
MoMA	50.00	33.33	40.00
Schemes of MoMA	50.00	66.67	60.00
Govt Department/Agency implementing schemes of MoMA	50.00	33.33	40.00

3.13.23 The detailed analysis of the awareness level of NGOs regarding the various schemes implemented by the Ministry reveal that the NGOs have a small idea about the educational schemes run by the Ministry. They are also not aware of

about 15 point programme of PM and leadership development scheme for minority women.

Table 3.234

Awareness of NGO about various schemes o of MoMA

Schemes	% Awareness of NGOs		
	Kachchh	Baruch	Total
15 point programme of PM	50.00	33.33	40.00
Educational empowerment programmes/scholarship programmes	50.00	66.67	60.00
Scheme for leadership development of Minority women	50.00	33.33	40.00
Lending Schemes	50.00	33.33	40.00
Maulana Azad Scholarship	100.00	66.67	80.00

ii. Awareness about Community/Political Leader

3.13.24 As regards the awareness of NGOs about any community leader or political leader working in their area for creating awareness about the programmes of the Ministry, the NGO in Murshidabad and South 24 Paraganas responded in affirmative.

Table 3.235

Details of Awareness of NGO about Community/Political Leader

Awareness	% Awareness of NGOs		
	Kachchh	Baruch	Total
Community leaders	50.00	33.33	40.00
Political leaders	50.00	33.33	40.00

iii. Awareness about Publicity Activities of MoMA

3.13.25 With regard to the publicity activities done by the Ministry, all the NGO representatives are not fully aware of such publicity activities like advertisements done through Doordharsan/ TV and advertisements in public place/ offices.

Table 3.236**Awareness about Publicity Activities of MoMA**

Awareness	% Awareness of NGOs		
	Kachchh	Baruch	Total
Doordharsan/TV	50.00	33.33	40.00
Radio/ AIR	50.00	66.67	60.00
Jingles	50.00	33.33	40.00
Public Places / Offices	50.00	33.33	40.00

III. PEOPLES' REPRESENTATIVES**a. General Profile of Peoples' Representatives**

3.13.26 It is observed that about 52percent of the sample peoples' representatives are in the age group of 30 to 50 years and the remaining of them aged between 50 and 65 years i.e. 28 % and 20 % in age group 18-35.

Table 3.237**Age Profile of Peoples' Representatives**

Age Group	% of People Representatives		
	Kachchh	Baruch	Total
18-35	23.08	16.67	20.00
30-50	53.85	50.00	52.00
50-65	23.08	33.33	28

3.13.27 As regards the representative status of peoples' representatives surveyed, 36percent of the samples were Block Panchayat Members. While 28percent of them were Grama Panchayat President, and the 24 percent were Grama panchayat members and remaining of them were block panchayat president (12%).

Table 3.238
Representative Status of Peoples' Representatives

Status	% of People Representatives		
	Kachchh	Baruch	Total
Block Panchyat president	15.38	8.33	12.00
Members of Block Panchayat	38.46	33.33	36.00
Grama Panchayah members	23.08	25.00	24.00
GramaPanchayath President	23.08	33.33	28.00

B. Details of Awareness of Peoples' Representatives

i. Awareness about Schemes

3.13.28 Among the peoples' representatives surveyed, 32percent each, of them are aware about educational empowerment programmes and scholarship programmes and lending schemes of MoMA. Also around 32 percent each of them have awareness about leadership development scheme of minority women and 15 point programme of PM and 40 percent is aware about the Maulana Azad Scholarship schemes and 48 percent aware Free coaching and Allied schemes of the Ministry. 32 % of them reported awareness about scheme for computerization of State Wakf Board.

Table 3.239
Awareness about Schemes- Peoples' Representatives

Schemes	% of People Representatives(Awareness)		
	Kachchh	Baruch	Total
Educational empowerment programmes/ scholarship programmes of MoMA	38.46	25.00	32.00
Scheme for leadership development of Minority women	30.77	33.33	32.00
Lending Schemes	23.08	41.67	32.00
15 point program of PM	38.46	25.00	32.00
Free coaching and Allied Scheme	46.15	50.00	48.00
Maulana Azad Scholarship	53.85	25.00	40.00
Computerization of State Wakf Board	30.77	33.33	32.00

ii. Awareness about State Govt. /Agencies implementing schemes and separate schemes implemented by State Govt.

3.13.29 Only 32 percent of the peoples' representatives covered as part of the study are aware about State Government/Agencies implementing schemes of Ministry and also about the various separate schemes implemented by state government of Gujarat.

Table 3.240

Awareness about State Govt. /Agencies Implementing Schemes

Particulars	% of People Representatives		
	Kachchh	Baruch	Total
Aware	23.08	41.67	32.00
Non Aware	76.92	58.33	68.00

iii. Awareness about NGO

3.13.30 68 percent of the surveyed representatives are not aware about the NGOs working for the minority community

Table 3.241

Particulars	% of People Representatives		
	Kachchh	Baruch	Total
Aware	23.08	41.67	32
Non Aware	76.92	58.33	68

iv. Awareness about Publicity Activities of MoMA

3.13.31 Regarding the awareness of the peoples' representatives about the publicity activities done by the Ministry, 40percentof the peoples' representatives have seen advertisements of the schemes on Doordharsan /TV and around 36percent of them have listened to advertisements on Radio/AIR. Only 28percent of them reported that they have seen advertisements of the schemes of the Ministry in

Public Places/Offices for improving the awareness levels about the schemes among the target community.

Table 3.242
Awareness about Advertisements

Awareness	% of People Representatives		
	Kachchh	Baruch	Total
Doordharsan/TV	46.15	33.33	40.00
Radio/ AIR	38.46	33.33	36.00
Public Places / Offices	30.77	25.00	28.00

VI. SOUTH ZONE

3.13.32 In South Zone, two States covered under evaluation studies are Karnataka and Kerala. The districts and blocks covered in South Zone and the sample size of stakeholders surveyed in this Zone is given below:-

Table 3.243
Coverage (South Zone)

Sl. No.	States	Districts	Blocks
North Zone			
1	Karnataka	Bidar	Bidar
			Homnabad
		Gulbarga	Chitapur
			Afzalpur
2	Kerala	Malappuram	Tanur
			Tirurangadi
		Wayanad	Kalpetta
			Sulthanbatherry

Table 3.244
Sample Covered (South Zone)

Sl. No.	Particulars	Number	
		Karnataka	Kerala
1	State level implementing officials	3	3
2	People's representative	33	32
3	Minority community members	123	124
4	NGOs	2	2

3.14 A. KARNATAKA

3.14.1 Karnataka, the state in southern India, is the eighth largest state in terms of area and ninth largest in terms of population. It comprises of 30 districts. The state's capital city is Bengaluru.

Demographic Details

Population

3.14.2 As per 2011 Census, the State's population was 611 lakhs and there are 968 females per thousand population. Karnataka occupies ninth place with regard to population and the density of population as per 2011 Census was 319 persons per sq. km which was lower than the all-India density of 382. Karnataka State has been divided into 30 districts, four Revenue divisions, 49 sub-divisions and 177 taluks for administrative purposes.

Minority Population

3.14.3 The population of minorities is 15.69 percent of the total population of the state. Muslims, Christians, Jains, Buddhists, Sikhs and Parsis are minority communities present in Karnataka .The minority population in Karnataka and is given below:-

Table 3.245

Minority Population in Karnataka

Sl No.	Particulars	Population	Percentage to Total Population
1	Total Population	52850562	
2	Muslims	6463127	77.93
3	Christians	1009164	12.17
4	Jains	412659	4.98
5	Buddhists	393300	0.18
6	Sikhs	15326	4.74
Total Minorities		8293576	15.69

(Source: Census of India 2001)

Minority Concentrated Districts

3.14.4 Bidar and Gulbarga are the districts identified as Minority Concentrated Districts in Karnataka. Both these districts suffer deficits in socio-economic indicators and not in amenities. Bidar is one of the backward districts in the dry and drought prone North Karnataka. The main minority community is Muslim, accounting for about 20 percent of the district population. Other minorities like Christians constitute a little less than 3 percent; the remaining 77 percent are Hindus. The district also has a very high concentration of Scheduled Caste (20%) and Scheduled Tribe (12%) population together accounting for 32 percent. To that extent all the indicators of the Hindu community reflect the presence of this SC and ST concentration.

3.14.5 Gulbarga too is a part of the dry drought prone region of North Karnataka. Muslims constitute 18 percent of the total population of the district, though their share in rural population is only 12 percent. The proportion of SCs is also relatively high at 25 percent.

Table 3.246

Minority Population in Bidar & Gulbarga

Sl No.	Particulars	Bidar	Gulbarga
1	Total Population	1502373	3130922
2	Muslims	295762	551171
3	Christians	43150	18529
4	Jains	1173	6426
5	Buddhists	122083	153619
6	Sikhs	654	522
7	Total Minorities	462822	730267

3.14.6 Details of minority concentrated Districts, Blocks and Taluks in Karnataka included the in the list of 90 Minority Concentration Districts (MCDs) in India prepared by the Ministry of Minority Affairs are given below.

Table 3.247

Details of Minority Concentrated Districts, Blocks and Taluks in Karnataka

Sl No.	Particulars	Number	Names
1	Minority Concentrated Districts	7	Gulbarga Bidar Haweri Koppal Bellary Raichur Bagalkot
2	Minority Concentrated Blocks	3	Chittapur Bidar Humnabad
3	Minority Concentrated Taluks	8	Jamakhandi Bagalkot Raichur Sindhanoor Gangavathi Koppal Haveri Bidar

Schemes of Ministry of Minority Affairs Implemented for the Welfare of Minority Communities in Karnataka

3.14.7 Directorate of minorities with a vision to enable all the minority groups to lead a productive life with equal opportunities ensuring Socio-Economic Justice & equality & to promote their own literature, culture, peace & harmony came into existence in 1999-2000 in Karnataka. The main the main functions of this Directorate are formulation & implementation of developmental and socio-economic schemes with special focus on women besides supervision & monitoring of schemes.

3.14.8 The schemes of Ministry of Minority Affairs which are being implemented in Karnataka for the welfare of the minorities include the following:-

I. Educational Empowerment

- a. Merit cum Means Scholarship for Professional and Technical courses for Minorities
- b. Pre matric Scholarship for Minorities
- c. Post Matric Scholarship for Minorities

- d. Maulana Azad National Fellowship for minority students
- e. Free coaching and Allied scheme

II. Empowerment of Muslin Institutions

- a. Schemes for computerization of records of State Wakf Board

III. Area Development

- a. Multi Sectoral Development Programme

IV. Schemes run by Subordinate Organizations

- a. Schemes of National Minorities Development and Finance Corporation
 - i. Term loan scheme
 - ii. Micro Finance scheme

Year- Wise Performance of Schemes of Ministry of Minority Affairs

3.14.9 The year wise physical as well as financial performances of the schemes implemented in Kerala are discussed in detail in the coming paragraphs.

I. Educational Empowerment

3.14.10 The financial as well as the physical performance of the educational empowerment schemes implemented in Karnataka with the objective of empowerment through education is given below.

3.14.11 The physical as well the financial achievements of pre matric and post matric scholarship schemes are observed to be showing an increasing trend over the last six years(from 2008-09 to 2013-14.). Regarding the physical performance of merit cum scholarship scheme, it is noticed that a large number of minority students have availed this scholarship during the last three years (2011-12 to 2013-14) and the achievements are more than the targets. Also the physical performance of the free coaching and allied scheme shows that as the number of students who have availed the benefit of this scheme become 550 in 2013 -14 from 450 in 2008-09.

Table 3.248

Physical and Financial achievements - Educational Empowerment Schemes

SI N o.	Schem es	2007-8			2008 - 09			2009 -10			2010 - 11			2011 - 12			2012 - 13			2013 - 14		
		Physic al		Finan cial	Physical		Finan cial	Physical		Finan cial	Physical		Financ ial	Physical		Financ ial	Physical		Financ ial	Physical		Financ ial
		T	A		T	A		T	A		T	A		T	A		T	A		T	A	
1	Pre Mat SS				124 81	210 18	1.89	624 07	8682 9	13.93	8320 9	3145 08	33.16	1414 57	4268 13	49.05	1664 18	4162 43	42.89	1664 18	4045 11	43.4
2	Post Mat SS				520 1	723 2	46.08	124 81	2759 8	8.82	1664 2	4334 4	12.35	2184 2	6588 7	24.85	2049 3	3316 0	18.07	2049 3	5177 1	29.39
3	McM SS	832	879	2.46	790		2.04	832	891	2.34	832	906	247.86	832	2217	5.99	2496	3586	9.43	2496	5526	14.63
4	FC&AS	450		7557 375	520		8146 750	535		1064 875	0		14475 00	500		15017 250	100		12373 53	550		23526 250

0

Table 3.249

Physical Performance - Maulana Azad National Fellowship Scheme

Year	New	Renewal
	Numbers	
2008-09	-	-
2009-10	27	-
2010-11	28	27
2011-12	33	55
2012-13	-	-
2013-14	33	-

3.14.12 The physical performance of Maulana Azad National Fellowship scheme shows a similar pattern in all years of its implementation in the state. Also new renewals for the fellowship scheme is have not been happening from the year 2012-13 onwards.

II. Empowerment of Muslin Institutions

3.14.13 Towards the scheme for computerization of State Wakf Board, funds to the tune of Rs 27.1 lakhs and 10.2 lakhs were sanctioned to Karnataka State Wakf Board during the years 2009-10 and 2012-13 respectively.

IV. Area Development

b. Multi Sectoral Development Programme

Table 3.250

Financial Performance of MSDP

Sl No.	Year	No: of in Districts	Amount (in lakhs)
1	2009-10	5	114.22
2	2010-11	7	229.24
3	2011-12	2	85.45
4	2012-13	3	198.63
5	2013-14	6	116.31

3.14.14 The details of the activities taken up under multi sectoral development programme in Bidar and Gulbarga districts in Karnataka are given in below in Table.

Table 3.251

Activities taken up under MSDP – Gulbarga

Sl No	Project Name	No. of Units
1	Construction of IAY Houses	2775
2	Construction of Anganwadi Centres	267
3	Construction of ANM-Sub Centres	20
4	Construction of Hostels for Boys & Girls	14

Table 3.252**Activities taken up under MSDP - Bidar**

Sl No	Project Name	No. of Units
1	Construction of Addl. Classrooms in Primary School.	50
2	Construction of IAY Houses	1625
3	Construction of Anganwadi Centres	176
4	Construction of Labour Rooms	04
5	Construction of Labour Wards	11
6	Construction of Hostels Boys & Girls	12

3.14.15 With an intention to extend the MSDP, the Government of India Ministry of Minority Affairs selected following Seven (7) Districts with 11 Blocks having a Minority population of 25% or more and having socio economic and basic parameters below the national average for the implementation of MSDP to the following towns/blocks in Karnataka during 12th Five Year plan.

Table 3.253**MSDP implementation in Karnataka**

Sl	Name of the District	Name of the Block (having more than 25% Minority Population)	Name of the Towns
1	Bagalkot	-	Jamakhandi(TMC)
			Bagalkot(CMC)
2	Gulbarga	Chittapur	-
3	Bidar	Bidar	-
		Humnabad	
4	Raichur	-	Raichur(CMC)
			Sindhanoor(TMC)
5	Koppal	-	Gangavathi(CMC)
			Koppal(TMC)
6	Haveri	-	Haveri(TMC)
7	Bellary	-	-

IV. Schemes run by Subordinate Organizations

a. Schemes of National Minorities Development and Finance Corporation

iii. Term Loan Scheme

3.14.16 The term loan schemes has been disbursed to a total of 3259 beneficiaries and a total fund to the tune of Rs 1245 lakhs has been released for the same in Karnataka during three years from 2007-08 to 2009-10. Also the number of beneficiaries who availed term loan in 2009-10 is almost half the number compared to the number of beneficiaries of previous years

Table 3.254
Term Loan Scheme

Year	Beneficiaries	Amount (Rs in Lakhs)
2007-08	1234	525.00
2008-09	1425	450.00
2009-10	600	270.00

ii. Micro Finance Scheme

3.14.17 Under the micro finance scheme of NMDFC an amount of Rs 80 lakhs has been sanctioned to Karnataka State only during the year 2009-10 through directorate of minorities , which the state channelizing agency for the same. The micro finance assistance has been given to 100 beneficiaries during this period.

Other Schemes Implemented by the Directorate

I. State Level Schemes

1. ShadiMahal/Community hall for Minorities

3.14.18 To encourage the Social and cultural activities of the religious minorities a Maximum grant upto Rs. 100.00 lakhs per ShadiMahal/community hall in District

Headquarter and upto Rs. 50 lakhs for taluks and other areas is provided. During 2013-14 as per revised budget a sum of Rs. 2500.00 lakhs was provided Rs. 2500.00 lakhs was released and a Sum of Rs 1911.75 lakhs is spent upto March 2014 for the Construction of 120 Shadi Mahals/Community Halls.

2. Koushalya Skill Development Programme

3.14.19 In order to make youths of minority communities employable & make them economically self reliant various Training, Nursing, Computer Training. through KSEDC , ECIL-ECIT, are being provided. Through ACCPL Institution Computer Training, Call Center, Animation Training, BPO, Tally are being provided. During 2013-14 as per Revised Budget Rs. 700.00 lakhs were provided Out of which Rs. 700.00 lakhs were released, Rs. 700.00 lakhs were spent up to March-2014 6164 Students have been benefited.

3. Teaching and Learning Aid to Govt. Minorities Schools/Hostels

3.14.20 In order to improve the quality of learning of the students and the teaching of teachers in minority schools, Teaching and Learning Aids up to Rs. 10000/- will be supplied to each minority school. During 2013-14 an amount of Rs. 25.00 lakhs were provided Rs.25.00 lakhs were released and spent to 250 schools/Hostels.

4. Incentives for Minority Students

3.14.21 In order to create Competition and to encourage the merited Minority students in their studies. Minority students of SSLC, PUC and Degree will be given incentives of Rs.3000/-, Rs.4000/-, and Rs.5000/- per student respectively. During 2013-14 as per Revised Budget Rs. 800.00 lakhs were provided and Rs. 800.00 lakhs were released, Rs. 800.00 lakhs has been spent upto March 2014 benefitting 20650 students.

5. New Moraji Desai Residential schools

3.14.22 During the financial year 2013-14 a sum of Rs. 600.00 lakh is provided in the budget to start 3 new Pre University Moraji Desai Residential schools. During the year Rs. 600.00 lakhs is released.

6. New Hostel for Minorities

3.14.23 To start under MSDP 36 new post matric hostels for boys and girls a budget allocation of Rs. Rs. 530.34 lakh is allocated for the year 2013-14. During the year Rs.530.34 lakhs is released and spent Rs. 530.34 lakhs up to the end of March 2014.

7. Overseas Scholarship

3.14.24 The State Government through the Directorate of Minorities have introduced a scheme for providing financial assistance to Minority students of Karnataka State for pursuing higher studies abroad in Master Degree, Ph.D and Post Doctoral Courses etc., in prestigious Foreign Universities. Minority students who opt to pursue higher studies Abroad in prestigious foreign Universities after their degree course are provided with National Overseas Scholarship by Government of Karnataka at the rate of Rs. 5.00 lakhs per year for 2 years.

8. Remedial Coaching for Minority Students

3.14.25 Directorate of Minorities has launched a unique educational programme of remedial coaching in urdu schools which ensures supplementary learning for the students of urdu medium to overcome difficulties in understanding of English language, mathematical terminology definitions of scientific terms etc which enables them to sail over smoothly to English medium learning.

9. Bidaai Scheme for financial assistance to the poor minority women/divorcees and widows belonging to Muslim, Christian, Jain, Buddhist and Parsi community of the state for their marriage purpose

3.14.26 As per the Government order No. MWD 533 MDS 2013, dated 13.11.2013 the bidaai scheme is being implemented to dole out Rs. 50000/- to the poor muslim, jain, Christian, Buddhist, Sikhs & parsi women/divorcees and widows at the time of marriage for purchasing essential commodities.

10. Jain Scholarship

3.14.27 As Jains does not come under notified minorities under Government of India. Government of Karnataka has enhanced a new scholarship scheme for Jains from the year 2012-13. During 2013-14 Rs. 1000.00 lakhs has been provided and Rs. 1000.00 has been released and spent up to March 2014 benefiting 56730 students.

II. District Level Schemes

1. Pre-Matric Hostels

3.14.28 To facilitate quality education and to achieve Compulsory primary education 24 pre-matric boys hostels & 27 girls hostels are functioning under this Directorate with 2550 student beneficiaries/ inmates. The following facilities are provided in these hostels.

2. Post-Matric Hostels

3.14.29 To facilitate higher education 39 boys & 34 girls hostels are functioning with 4530 students under this Directorate.

3. Private Hostels run by Minority Organisations

3.14.30 Minority voluntary organizations are running hostels for the benefit of students studying from 5th to 10th Std. These Private hostels are being supported with a boarding grant Rs. 500 per boarder for 10 months in an academic year. Presently

60 Grant-in-aid pre matric minority hostels with strength of 3350 are being supported by the Department.

4. GIA to Minorities Orphanages

3.14.31 40 Private aided boys/girls orphanages are functioning under the directorate of minorities with 3569 student beneficiaries.

III. Schemes for Christian Development

3.14.32 Government of Karnataka has considered the Christian Community as Minority community in Karnataka state. Government of Karnataka has implemented numerous schemes for Christian development. They are as follows:-

1. Funds for Construction, Renovation and Development of Churches

3.14.33 Under this scheme, funds are provided for the construction, renovation and development of churches across the state. As per this order for the repairs and renovation/development of churches a financial assistance of up to Rs.10 lakhs is provided.

2. Construction of Community Hall

3.14.34 If any Christian Community association is interested to construct community hall for the social and cultural activities of Christian Minority Communities across the state, the minority department will provide a financial assistance of up to Rs.100 lakhs at district head quarters and up to a maximum of Rs.50 lakhs, for other places depending upon the requirement and estimate.

3. Funds for Orphanages/Oldage Homes

3.14.35 As per Government order No: MWD 320 MDS 2011 Bangalore, Dated: 16/01/2012, grant-in-aid will be provided to self service institutions of Christian community

across the state who maintain Orphanages and Old Age Homes, to provide the basic necessities.

4. Skill Development Programme

3.14.36 In order to make the unemployed Christian minority youths, to get in to jobs and to achieve self reliance in their life, various training programmes are conducted depending up on their educational levels.

5. GNM and BSC Nursing Training

3.14.37 The students who are under GNM and BSC Nursing training are provided with training fees and stipend during training period by the Minority Department.

6. Incentives to Christian Minority Students

3.14.38 In order to encourage the Christian minority students to continue their studies, incentives are given to PUC, Degree and PG students based on their marks scored in the previous year exams. The incentive amount of Rs.3000/- per annum is given for the students who have passed SSLC and taken admission in PUC, Rs.4000/- per annum for those who have passed PUC and taken admission in Degree and Rs.5000/- per annum for those who have passed Degree and got admission to PG courses.

Publicity Activities undertaken by State level Implementing Agencies

3.14.39 Directorate of Minorities in Karnataka is in receipt of large share of funds vide budget allocation of state sector as well as district sector when compared to central assistance. The details of the same are given below:-

Table 3.255
Fund Receipt & Utilization

(Rs. In Lakhs)

Sl. No	Schemes	Budget Allocation	Release Amount	Expenditure upto March 2014	Percentage
1	State Sector	26729.93	26529.93	23303.47	87.84%
2	District Sector	1974.23	1967.62	1957.80	99.50%
3	Central Sector	19660.00	15660.00	15660.00	100%
	Total	48364.16	44157.55	40921.27	92.67%

3.14.40 The publicity activities for creating awareness of different schemes/ services among the target communities are extensively taken up the Directorate. However it has been observed that finance for these activities are funded mainly through state budget allocation. The major publicity activities done by the Directorate include:

1. Maintenance of an all comprehensive website, single point information point for details of the various schemes, eligibility, other activities grants and latest updates
2. Massive advertising campaign in print media. Advertisements are given leading newspapers both in English as well as vernacular languages like Kannada and Urdu.
3. Advertising in visual media mainly doordharsan targeting the minority communities.
4. Advertising the schemes through advertisements jingles in local FM's
5. Organizing large scale awareness campaigns among the minority communities in all the districts.
6. Holding state as well as district level workshops for creating awareness about various schemes for minority welfare
7. Brochure and information booklet has been printed for each scheme operated by central and state support

Information Centres

3.14.41 As per the Government order No. MWD 400 MDS 2013 dated: 07.09.2013, information centres has been set up in every district head quarters of Karnataka and also in Directorate of Minorities for organizing awareness programmes to create awareness of the schemes among the minority communities and conducting of awareness workshops at taluka level. During 2013-14 Rs. 1000.00 has been

provided Rs. 800.00 lakhs were released Rs. 800.00 lakhs spent towards this scheme 30 districts & Head quarter to start information center.

3.14.42 The activities of the information centre include:-

- Library Facility and other literature, journals regarding the central and state schemes
- Information regarding state and central Government schemes envisaged for upliftment of minorities and documents will be available at this centre.

District Offices

3.14.43 The directorate has a regional office in every district which gives information to minority members' details regarding various activities taken up for the welfare of minorities by the directorate. Most of the Minority Welfare Programmes are being implemented through these district offices.

SURVEY FINDINGS

I. MINORITY COMMUNITY MEMBERS

a. SOCIO - ECONOMIC PROFILE OF MINORITY COMMUNITY MEMBERS

3.14.44 In Karnataka a total of 126 minority community members were surveyed as part of the evaluation study. A brief about the socio economic profile of these sample minority community members are given below:

3.14.45 It is observed that around 41 percent of the sample minority community members are in the age group of 50 to 65 years. More than 26 percent of them are in the age group of 18 to 35 years and nearly 22 percent of them are in the age group of 36-50 years. About 3 percent of the minority community members were from below 18 years of age.

Table 3.256

Age Profile of Minority Community Members

Age Group	% of Minority Community Members		
	Bidar	Gulberga	Total
Up to 18	3.03	2.78	2.90
18-35	27.27	25.00	26.09
36-50	21.21	22.22	21.74
50-65	39.39	41.67	40.58
Above 65	9.09	8.33	8.70

A good majority of the minority community members surveyed were males (84.06%).

Table 3.257

Gender Details

Category	% of Minority Community Members		
	Bidar	Gulberga	Total
Men	84.85	83.33	84.06
Women	15.15	16.67	15.94

3.14.46 It is observed that nearly 85 percent of the minority community members surveyed as part of the evaluation study in Karnataka were Muslims.

Table 3.258
Minority Category

Category	% of Minority Community Members		
	Bidar	Gulberga	Total
Muslims	81.82	86.11	84.06
Christians	18.18	13.89	15.94

3.14.47 As regards the occupation status of minority community members surveyed, 24.64 percent of the sample members covered was observed to be engaged in activities related to trade and commerce. About 23.19 percent each of the minority members were labourers and were engaged in agriculture and related activities. In Bidar district majority of the minority community members contacted were labourers (39.39%) while about 42 percent of minority community members met during survey in Gulberga district were engaged in trade/commerce. The minority community members employed in government service constituted about 3 percent of the sample. Table..... gives more details

Table 3.259
Occupation Status of Minority Community Members

Occupation	% of Minority Community Members		
	Bidar	Gulberga	Total
Agriculture Labour	12.12	11.11	11.59
Household Industry	9.09	8.33	8.70
Trade/ Commerce	6.06	41.67	24.64
Labourers	39.39	8.33	23.19
Agriculture And Related Activities	24.24	22.22	23.19
Government Servant	3.03	2.78	2.90
Unable To Work	3.03	2.78	2.90
Not Working	3.03	2.78	2.90

3.14.48 All the minority community members included in the sample are from BPL category. Regarding the possession of ADHAAR/UID card, about 84 percent of the minority community members surveyed reported they possess the same.

b. DETAILS OF AWARENESS OF MINORITY COMMUNITY MEMBERS

i. Awareness about Ministry of Minority Affairs

3.14.49 It is significant to note that nearly 70 percent of minority community members (69.57%) have not heard about Ministry of Minority Affairs.

Table 3.260

Awareness about Ministry of Minority of Affairs

Status	% of Minority Community Members		
	Bidar	Gulberga	Total
Aware	33.33	27.78	30.43
Unaware	66.67	72.22	69.57

3.14.50 Among the members who have heard about MoMA, around 62 percent of them came to know about the ministry through educational institutions and nearly 57 percent came to know about the ministry through religious organisations.

Table 3.261

Source of Awareness about Ministry of Minority of Affairs

Status	% of Minority Community Members		
	Bidar	Gulberga	Total
Religious Organisations	63.64	50.00	57.14
Educational Institutions	63.64	60.00	61.90
Govt. Officials	27.27	30.00	28.57

ii. Awareness about various schemes

3.14.51 The analysis of the responses of the minority community members regarding awareness about the various schemes revealed that more than 40 percent of the sample minority members covered as part of evaluation study have awareness about the following schemes implemented by the Ministry :-

- a. PM 15 point programme (60.87%)
- b. Term loan Scheme (52.17%)
- c. Schemes of NMDFC (49.28%)
- d. Metric cum means Scholarship (43.48%)

3.14.52 Around 38 percent of the members reported awareness about the pre-matric scholarship scheme and about 32 percent each of the members know about post-matric scholarship scheme and free coaching and allied scheme. About 35 percent of minority community members have heard about Maulana Azad Azad National fellowship scheme.

Table 3.262

Awareness about Various Schemes

Schemes		% of Minority Community Members		
		Bidar	Gulberga	Total
1. Educational Schemes				
a)	Merit cum means Scholarship	45.45	41.67	43.48
b)	Pre Matric Scholarship	39.39	36.11	37.68
c)	Post Matric Scholarship	33.33	30.56	31.88
d)	Maulana Azad	36.36	33.33	34.78
e)	Free Coaching and Allied Scheme	33.33	30.56	31.88
2. Empowerment of Muslim institutions		27.27	25.00	26.09
3. PM 15 point programme		63.64	58.33	60.87
4. Schemes run by Subordinate Organizations				
a.	Schemes of NMDFC	51.52	47.22	49.28
b.	Term loan Scheme	54.55	50.00	52.17
c.	Micro Finance loan	36.36	33.33	34.78

3.14.53 Even though the minority members surveyed reported awareness about various schemes implemented by the Ministry, it was noticed that only 17.39 percent of them have availed benefit under any of the schemes of the ministry.

Table 3.263

Benefit Availed under Schemes

Status	% of Minority Community Members		
	Bidar	Gulberga	Total

Availed	21.21	13.89	17.39
Not Availed	78.79	86.11	82.61

iii. Awareness about State govt./agencies implementing schemes and separate schemes implemented by state govts.

3.14.54 The awareness level of minority members about the state government departments or agencies implementing schemes of Ministry in Karnataka or about the separate schemes run by these departments is observed to be 33.33 percent of the total sample.

Table 3.264

Awareness about State govt./agencies implementing schemes

Status	% of Minority Community Members		
	Bidar	Gulberga	Total
Aware	30.30	36.11	33.33
Unaware	69.70	63.89	66.67

iv. Awareness about NGO working in the area for creating awareness of programmes of MoMA

3.14.55 Around 22 percent of sample minority members have reported to have heard about the Non Government Organizations (NGOs) working in their area or among community members for creating awareness about the programmes of the Ministry or implementing programmes like Leadership Development Programme/ Free Coaching and Allied Scheme.

Table 3.265

Awareness about NGO

Status	% of Minority Community Members		
	Bidar	Gulberga	Total
Aware	18.18	25.00	21.74
Non Aware	81.82	75.00	78.26

v. Awareness about Community leaders/Political leader working in the area creating awareness of programmes of MoMA

3.14.56 Nearly 41 percent of the minority members surveyed reported awareness about community leaders/ political leader working in their area to create awareness about the programmes of Ministry.

Table 3.266

Awareness about Community leaders/Political leader working in the area

Status	% of Minority Community Members		
	Bidar	Gulberga	Total
Aware	39.39	41.67	40.58
Non Aware	60.61	58.33	59.42

vi. Awareness about Publicity done for the Schemes by MoMA

3.14.57 Ministry has adopted suitable multi-media campaign for disseminating information regarding the programmes, schemes and initiatives taken up and implemented by MoMA among the target groups. The print as well visual media has been used by Ministry for this purpose. The survey data indicate that while 28.99 percent of the minority community members have seen advertisements of schemes of MoMA in public offices/places, 21.74 percent of them have heard advertisements through Radio/ AIR. Around 17 percent of the members have seen advertisements of MoMA in Doordharsan / TV.

Table 3.267

Awareness about Advertisements

Awareness	Bidar	Gulberga	Total
Doordharsan/TV	21.21	13.89	17.39
Radio/AIR	18.18	25.00	21.74
Jingles	12.12	11.11	11.59
Public Places / Offices	33.33	25.00	28.99

II. NON GOVERNMENTAL ORGANISATIONS

a. GENERAL PROFILE OF NGOs

3.14.58 A total of two NGO represented by two officials each were covered for collecting data required for the study. The sample NGOs surveyed is registered according to the information provided by their representatives.

b. Details of Awareness of NGO

i. Awareness about MoMA

3.13.59 Distribution of the respondents' sample in terms of their awareness regarding Ministry of Minority Affairs reveal that all the NGO representatives have adequate awareness about the MoMA, schemes of MoMA and Govt. Department/Agency.

3.14.60 The detailed analysis of the awareness level of NGOs regarding the various schemes implemented by the Ministry reveal that both the NGOs have idea about the educational schemes run by the Ministry.

Table 3.268

Awareness of NGO about various schemes o of MoMA

Schemes	% Awareness of NGOs		
	Bidar	Gulberga	Total
15 point programme of PM	50.00	50.00	50.00
Educational empowerment programmes/scholarship programmes	100.00	100.00	100.00
Scheme for leadership development of Minority women	100.00	50.00	75.00
Lending Schemes	50.00	50.00	50.00
Maulana Azad Scholarship	50.00	50.00	50.00

ii. Awareness about Community/Political Leader

3.14.61 As regards the awareness of NGOs about any community leader or political leader working in their area for creating awareness about the programmes of the Ministry, the NGO in Bidar and Gulberga responded in affirmative.

iii. Awareness about Publicity Activities of MoMA

3.14.62 With regard to the publicity activities done by the Ministry, all the NGO representatives answered in affirmative to them being aware of such publicity activities like advertisements done through Doordharsan/ TV and advertisements in public place/ offices.

III. PEOPLES' REPRESENTATIVES

a. General Profile of Peoples' Representatives

3.14.63 It is observed that around 79 percent of the sample peoples' representatives are in the age group of 36 to 50 years and the remaining of them aged between 50 and 65 years (20.83%). All the peoples' representatives covered under survey were males.

Table 3.269

Age Profile of Peoples' Representatives

Age Group	% of People Representatives		
	Bidar	Gulberga	Total
36-50	75.00	83.33	79.17
50-65	25.00	16.67	20.83

B. Details of Awareness of Peoples' Representatives

i. Awareness about Schemes

3.14.64 The analysis of responses of peoples' representatives about their awareness about various schemes implemented by Ministry indicates that 66.67 percent of the peoples' representatives surveyed have awareness about educational empowerment programmes and scholarship programmes of MoMA. Also around 54 percent of them have awareness about Free coaching and Allied Scheme. Nearly 38 percent of them are aware about the leadership development scheme of minority women and 29.17 percent each of the people's representatives are aware about

lending scheme, 15 point programme of PM and computerization of State Wakf Board schemes of the Ministry.

Table 3.270
Awareness about Schemes- Peoples' Representatives

Schemes	% of People Representatives(Awareness)		
	Bidar	Gulberga	Total
Educational empowerment programmes/ scholarship programmes of MoMA	66.67	66.67	66.67
Scheme for leadership development of Minority women	33.33	41.67	37.50
Lending Schemes	33.33	25.00	29.17
15 point programme of PM	25.00	33.33	29.17
Free coaching and Allied Scheme	50.00	58.33	54.17
Maulana Azad Scholarship	66.67	0.00	33.33
Computerization of State Wakf Board	33.33	25.00	29.17

ii. Awareness about State Govt/Agencies implementing schemes and separate schemes implemented by State Govts.

3.14.65 Nearly sixty percent each of the peoples' representatives covered as part of the study know about State Government / Agencies implementing schemes of Ministry and also about the various separate schemes implemented by state government of Karnataka.

iii. Awareness about NGO

3.14.66 As regards the awareness of peoples' representatives about Non Governmental Organisations working in their area for creating awareness about the programmes of the Ministry, 54.17 percent of them knew about NGOs working in their area for the same purpose.

Table 3.271**Awareness about NGO**

Particulars	% of People Representatives		
	Bidar	Gulberga	Total
Aware	50.00	58.33	54.17
Non Aware	50.00	41.67	45.83

iv. Awareness about Publicity Activities of MoMA

3.14.67 With regard to the awareness of the peoples' representatives about the publicity activities done by the Ministry, about 67 percent of them reported that they have seen advertisements of the schemes of the Ministry in Doordarshan/TV. Nearly 63 percent of peoples' representatives have seen advertisements of the schemes in public places/offices. Around 58 percent of them have listened to advertisements on Radio/ AIR and 8.33 percent of them heard jingles created for improving the awareness levels about the schemes among the target community.

Table 3.272**Awareness about Publicity Activities of MoMA**

Awareness	% of People Representatives		
	Bidar	Gulberga	Total
Doordharsan/TV	58.33	75.00	66.67
Radio/ AIR	50.00	66.67	58.33
Jingles	0.00	16.67	8.33
Public Places / Offices	66.67	58.33	62.50

3.15 B. KERALA

- 3.15.1 Kerala, the south-western state of India, ranks highest in India with respect to social development indices such as elimination of poverty, primary education and healthcare. Kerala has the highest literacy rate among the States in India and the state has achieved a human development index comparable to the developed countries of the World.

Demographic Details

Population

- 3.15.2 Kerala's population stands at 33.3 million according to census data of and thus home to 2.76 percent of India's people— at 859 persons per km². The minorities comprising of Muslim, Christian, Sikh and Buddhist communities constitute 45 percent of Kerala's population. The details of the minority population in Kerala is given below

Table 3.273
Minority Population in Kerala

Sl No.	Particulars	Population
1	Total Popul ation	31,841,374
2	Muslims	7,863,842
3	Christians	6,057,427
4	Sikhs	2,762
5	Buddhists	2,027

(Source: Census of India 2001)

Districts Selected for Study

- 3.15.3 For administrative purposes the State is divided into 14 revenue districts: Thiruvananthapuram, Kollam, Alappuzha, Pathanamthitta, Kottayam, Idukki, Ernakulam, Thrissur, Palakkad, Malappuram, Kozhikode, Wayanad, Kannur and Kasaragod. The 14 districts are further divided into 21 Revenue divisions, 63

Taluks and 1453 Revenue Villages. There are 14 District Panchayats, 152 Block Panchayats, 978 Grama Panchayats, 60 Municipalities, 5 Corporations and 1 Township.

Minority Concentrated Districts

- 3.15.4 Although minorities constitute 45 percent of Kerala's population, Wayanad is the only Minority Concentrated District in the State included in the list of 90 Minority Concentration Districts (MCDs) in India prepared by the Ministry of Minority Affairs based on 2001 census data on population. Wayanad is a hilly district and predominantly rural (96%), but rich in plantations like tea, coffee, pepper and rubber. The population of Wayanad consists of 50% Hindus, 27% Muslims and 23% Christians. Most of the Scheduled Tribe population of Kerala is concentrated in Wayanad.

Table 3.274

Demographic Characteristics – Community wise Population in Wayanad

Tehsil	Total population	Rural	SC	ST	Hindu population	Muslim Population	Christian population
					%		
Mananthavady	242125	100.0	2.6	20.4	46.6	28	25.1
Sulthanbathery	288896	100.0	3.7	18.2	58.5	15.7	25.4
Vayittiri	219986	88.1	6.3	14.1	43.4	39	17.1
Wayanad District	751007	96.2	4.1	17.7	50.3	26.5	22.9

Source: Village Level Directory (Census, 2001)

Malappuram

- 3.15.5 Malappuram is the second district high in minority concentration in Kerala. According to the 2011 census Malappuram district has a population of 4,110,956. The district has a population density of 1,158 inhabitants per square kilometre (3,000 /sq mi) and a literacy rate of 93.55 percent. The minority communities in Malappuram are Muslim and Christian communities. Muslims (68.53%) constitute the majority of the population, followed by the Hindu (29.17%) and Christian (2.22%) communities. It is the only district in Kerala with majority of Muslim population.

Table 3.275

Minority Population in Malppuram

Total Population	Muslims population	Muslim Percentage Over Total Population	Christians population	Christian Percentage Over Total population
3625471	2484576	69	80650	2

(Source: nmc.nic.in)

3.15.6 Details of Minority Concentrated Districts, Blocks and Taluks in Kerala included the in the list of 90 Minority Concentration Districts (MCDs) in India prepared by the Ministry of Minority Affairs are given below.

Table 3.276

Details of Minority Concentrated Districts, Blocks and Taluks in Kerala

Sl No.	Particulars	Number	Names
1	Minority Concentrated Districts	1	Wayanad
2	Minority Concentrated Blocks	4	Tanur Tirurangadi Kalpetta Suthanbathery
3	Minority Concentrated Taluks	1	Mananthavady

Schemes of Ministry of Minority Affairs Implemented for the Welfare of Minority Communities in Kerala

3.15.7 A Minority Cell was constituted under General Administration Department Kerala Government Secretariat, during April 2008. Subsequently a Minority Welfare Department was constituted in the State. This Department is the nodal agency of the schemes being implemented by the Central and State Minority Welfare Department. The Directorate of Minority Welfare Department is located in Trivandrum, the capital city.

3.15.8 The Minority Welfare Department was constituted for addressing the social economic and educational backwardness of Minority Communities in the State. An amount of 4000 lakhs was earmarked to Minority Welfare Department during the

year 2013-14 for various programmes. Minority Welfare sections are constituted in all district collectorates in the State and the only one Lower Division Clerk attached to these sections in each district who are appointed through Kerala State Public Service commission. The schemes of Ministry of Minority Affairs which are being implemented in Kerala for the welfare of the minorities include the following:-

I. Educational Empowerment

- a. Merit cum Means Scholarship for Professional and Technical courses for Minorities
- b. Pre matric Scholarship for Minorities
- c. Post Matric Scholarship for Minorities
- d. Maulana Azad National Fellowship for minority students
- e. Free coaching and Allied scheme

II. Empowerment of Muslin Institutions

- a. Schemes for computerization of records of State Wakf Board

III. Area Development

- a. Multi Sectoral Development Programme

IV. Schemes run by Subordinate Organizations

- a. Schemes of National Minorities Development and Finance Corporation
 - i. Term loan scheme
 - ii. Micro Finance scheme

The state channeling agencies for the various schemes implemented in Kerala for minority welfare are summarized below:-

Table 3.277

Details of Schemes for Minority Welfare Implemented in Kerala

Sl No.	Name of the Scheme	State Department	Implementing Office
1	Merit cum Means Scholarship for Professional and Technical courses for Minorities	Higher Education	Directorate of Technical Education
2	Pre matric Scholarship Scheme for Minorities	General Education	Directorate of Technical Education
3	Post Matric Scholarship Scheme for Minorities	Higher Education	Directorate of Collegiate Education
4	Maulana Azad National Fellowship for	Education	Govt Secretariat

Sl No.	Name of the Scheme	State Department	Implementing Office
	minority students		
5	Free coaching and allied scheme	Higher Education	Directorate of Collegiate Education
6	Schemes for computerization of records of State Wakf Board	Social Welfare	Kerala Waqf Board
7	Schemes of National Minorities Development and Finance Corporation	Social Welfare and Fisheries	1. Kerala State Backward Classes Development Corporation 2. Matsyafed
8.	Mutli-Sectoral Development Programme	Social Welfare	Directorate of Minority Affairs
9.	Empowerment of women through Women Self Help Group	Social Welfare	Directorate of Minority Affairs

Year- Wise Performance of Schemes of Ministry of Minority Affairs

3.15.9 The year wise physical as well as financial performances of the schemes implemented in Kerala are discussed in detail in the coming paragraphs.

I. Educational Empowerment

3.15.10 The financial as well as the physical performance of the educational empowerment schemes implemented in Kerala is given in the table.

3.15.11 The physical as well the financial achievements of pre matric and post matric scholarship schemes are observed to be showing an increasing trend over the last seven years(from 2002-08 to 2013-14.). It is significant to note that the physical performance of merit cum scholarship scheme during the last three years (2011-12 to 2013-14) has been very high in comparison to the previous years. Also the physical performance of the free coaching and allied scheme shows that as the number of students who have availed the benefit of this scheme become 450 in 2013 -14 from 200 in 2008-09.

Table 3.280

Physical and Financial Achievements of Educational Empowerment Schemes

Sl No.	Schemes	2008 - 09			2009 -10			2010 - 11			2011 - 12			2012 - 13			2013 - 14		
		Physical (Nos)		Financial	Physical		Financial	Physical		Financial	Physical		Financial	Physical		Financial	Physical		Financial
		T	A		T	A		T	A		T	A		T	A		T	A	
1	Pre Mat SS	22035	46347	3.50	110175	161590	12.24	146900	563560	42.69	249731	696630	52.77	293800	944918	71.58	293800	884682	67.01
2	Post Mat SS	9182	13018	242.62	220341	52861	11.21	29379	60782	9.98	38562	75220	21.69	36151	95379	27.13	36151	69643	21.68
3	McM SS	1469	1786	3.97	1469		3.54	1469	1739	5.08	1469	4661	13.12	4407	8627	24.2	4407	15602	40.11
5	FC&AS	200		183705	25		418750	600		4844000	500		7997000	350		4287500	450		14036500

Table 3.281

Physical Performance - Maulana Azad National Fellowship Scheme (Kerala)

Year	New	Renewal
	Numbers	
2008-09	-	-
2009-10	63	-
2010-11	53	63
2011-12	57	116
2012-13	-	-
2013-14	50	-

3.15.12 The physical performance of Maulana Azad National Fellowship scheme shows a decreasing trend in the state. Also no new renewals of the fellowship is noticed after the year 2012-13 onwards.

II. Empowerment of Muslim Institutions

3.15.13 Under the scheme for computerization of State Wakf Board, funds to the tune of Rs 27.1 lakhs and 4.67 lakhs were sanctioned to Kerala State Wakf Board during the years 2010-11 and 2011-12 respectively

III. Area Development

a. Multi Sectoral Development Programme

Table 3.282

Performance of MSDP in Kerala
(in lakhs)

Sl No.	Year	No: of in Districts	Amount
1	2010-11	4	124.12
2	2011-12	2	122.53
3	2012-13	2	82.41
4	2013-14	5	145.70

3.15.14 The amount sanctioned for multi sector programmes has increased from 124.12 lakhs in 2010-11 to Rs 145.70 lakhs in 2013-14. Wayanad is the only Districts in Kerala selected under MSD programme.

IV. Schemes run by Subordinate Organizations

a. Schemes of National Minorities Development and Finance Corporation

i. Term Loan Scheme

3.15.15 The term loan schemes has been disbursed to a total of 41663 beneficiaries and a total fund to the tune of Rs 21227.50 lakhs has been released for the same in Kerala.

Table 3.283

Physical and Financial Achievement of Term Loan Scheme

(Rs in Lakhs)

Year	Beneficiaries	Amount
2007-08	6750	2800.00
2008-09	9679	3725.00
2009-10	7310	3290.00
2010-11	7307	3288.50
2011-12	6539	4250.00
2012-13	4078	3874.00

ii. Micro Finance Scheme

3.15.16 Under the micro finance scheme a total amount of Rs 2000695.90 lakhs has been sanctioned to the state which benefitted a total of 105144 minority beneficiaries.

Table 3.284

Physical and Financial Achievement of Micro Finance Scheme

Year	Beneficiaries	Amount <i>(Rs in Lakhs)</i>
2007-08	3500	350.00
2008-09	5050	504.50
2009-10	23700	189350.00
2010-11	34893	2791.41
2011-12	18890	3400.00
2012-13	19111	4300.00

Other Schemes Implemented by the Directorate

3.15.17 The various other schemes implemented by the directorate apart from the central government schemes includes the following:-

1. Distribution of Muslim girls scholarship, hostel stipend etc.

3.15.18 Scholarship and hostel stipend for Muslim girls. This scheme is fully meant for muslim girls, from 2008-2009. This schemes are implemented by means of States

budget allocation. The Scholarships and hostel stipends are given for muslim girls studying for Graduation, Post Graduation and Professional Courses in Government and Aided Educational Institutions. The Muslim girls who are studying in Self financing Colleges on Govt. Quota are also eligible for this scholarship and stipend. From 2010-2011, 20% of the budget allocation in this schemes is earmarked for Latin Catholics and converted Christians. In addition to these 2000 scholarships are given to the respective hostellers in amount of Rs. 10,000/- per year.

2. Coaching Centres for free coaching to minority youths for the competitive examinations conducted by the Union Public Service Commission, Kerala Public Service Commission, Banking Service Recruitment Boards, Railway Recruitment Board and other agencies.

3.15.19 Coaching Centres are functioning in Kollam, Ernakulam, Malappuram, Kozhikodu and Kannur, Districts. All infrastructure facilities are provided for the coaching centres. A State level academic committee headed by the Secretary, Minority Welfare Department is also monitoring and planning the academic activities. The coaching is completely free of cost.

3. Kerala Madrassa Teachers Welfare Scheme

3.15.20 A Madrassa teacher having twenty years of age can enter into this scheme and can continue up to 65 years. Monthly Subscription is Rs. 50/- by the teachers and Rs. 50/- has to be shared by the Madrassa Committee. The pension after the age of retirement will range Rs 500 to Rs. 5200/- according to their period of membership. An amount of Rs. Ten crore is deposited in the District Co-Operative Bank, Kozhik.

4. Providing free Laptops worth Rs. 25000/- to 1st and 2nd year B.Tech students who are the children of Kerala Madrassa School Teachers Welfare Scheme. odu as corpus fund for this scheme.

5. Construction of health-cum-sanitations complexes for girls in Govt. Schools in costal areas.

3.15.21 Administration sanction was received on 31-3-2011 for the project of constructing 536 urinal complexes and 305 toilet complexes in 284 Govt. Schools in Minority concentrated areas in the State. The estimated cost for this project is Rs. 723.21 lakhs. This project is implemented through the Co-operation of the Local self Govt. Department and General Education Department and the construction is done by the Kerala Suchithwa Mission, a State Government Agency.

6. Distributing study table and chair to 7036 students of 9th (2011-12 academic year) standard from BPL minority communities

7. Giving financial assistance of Rs. 50,000 to for passenger and carrier Auto Rickshaws to minority BPL unemployed men and women (500 nos).

Publicity Activities undertaken by State level Implementing Agencies

3.15.22 It has been observed in Kerala that State Level Implementing Agencies are not expending much amount for publicity activities to create awareness of the schemes among the target minority communities. The publicity activities undertaken directly by Ministry of Minority Affairs on All India basis is the sole mode of publicity happening in Kerala to create awareness among the minority communities regarding the various schemes run by the Ministry. The directorate of minority affairs in the state has maintained a very comprehensive website which gives information as well as updates on the various schemes implemented for the welfare of the minority communities in Kerala. The two state level channels agencies namely Kerala State Backward Classes Development Corporation and Matsyafed have reported to have conducted awareness cum pre disbursement counseling camps to popularize the various schemes of the National Agencies and Own Fund Schemes being implemented by them targeting members of backward and minorities' communities in the Kerala. However, no specific camps or programmes had been observed to be held for minorities communities in the state by them.

Minority Cells

3.15.23 The directorate has constituted minority cells attached to all District collectorates in Kerala. These cells are constituted for co-ordinating the minority welfare activities in each district. These cells help in information dissemination regarding the various schemes implemented by the directorate.

SURVEY FINDINGS

I. MINORITY COMMUNITY MEMBERS

a. SOCIO - ECONOMIC PROFILE OF MINORITY COMMUNITY MEMBERS

3.15.24 A total of 126 minority community members were surveyed as part of the evaluation study in Kerala. A brief on the socio economic profile of these sample minority community members are given below:

3.15.25 It is observed that around 47 percent of the sample minority community members are in the age group of 18 to 35 years. Thirty percent of them are in the age group of 36 to 50 years and nearly 16 percent of them are in the age group between 50 and 65 years. The remaining minority community members (7.14 %) were observed to be aged 18 years or less.

Table 3.285

Age Profile of Minority Community Members			
Age Group	% of Minority Community Members		
	Malappuram	Wayanad	Total
Up to 18	8.57	5.72	7.14
18-35	40.00	54.28	47.14
36-50	31.43	28.58	30.00
50-65	20.00	11.42	15.71

3.15.26 More than half of the minority community members surveyed were males (55.71%). Nearly 49 percent of minority community members surveyed in Wayanad were females.

Table 3.286

Gender Details

Category	% of Minority Community Members		
	Malappuram	Wayanad	Total
Males	60.00	51.42	55.71
Females	40.00	48.57	44.29

3.15.27 It is observed that Muslim minority members constituted 85.71 percent of the sample and the remaining 14.29 percent by Christian minority members.

Table 3.287

Religion

Religion	% of Minority Community Members		
	Malappuram	Wayanad	Total
Muslims	88.57	82.85	85.71
Christians	11.43	17.15	14.29

3.15.28 As regards the occupation status of minority community members surveyed, 24.29 percent of the sample members covered have taken up trade and commerce as their occupation. Nearly 29 percent of minority community members in Wayanad were observed to be engaged in trade and commerce activities. While 21.43 percent of minority community members met during survey were labourers, 12.86 percent each of them were either engaged in household industry or agriculture related activities. Nearly 9 percent of minority community members were agricultural labourers and 7.14 percent of them were government servants. Only less than five percent of the samples were students (4.28%).

Table 3.288
Occupation Status of Minority Community Members

Occupation	% of Minority Community Members		
	Malappuram	Wayanad	Total
Agriculture Labourer	11.42	5.71	8.57
Household Industry	8.57	17.14	12.86
Trade/Commerce	20	28.57	24.29
Labourer	28.57	14.28	21.43
Agriculture and Related Activities	20	5.71	12.86
Government Servant	8.57	5.71	0.00
Student	2.85	5.71	7.14

3.15.29 All the minority community members included in the sample are from BPL category. Regarding the possession of ADHAAR/UID card, all the minority community members surveyed reported they possess the same.

b. DETAILS OF AWARENESS OF MINORITY COMMUNITY MEMBERS

i. Awareness about Ministry of Minority Affairs

3.15.30 It is significant to note that a larger majority of minority community members (84.29%) have not heard about Ministry of Minority Affairs.

Table 3.289

Awareness about Ministry of Minority of Affairs

Status	% of Minority Community Members		
	Malappuram	Wayanad	Total
Aware	14.29	17.14	15.71
Unaware	85.71	82.86	84.29

3.15.31 Among the members who have heard about MoMA, 55 percent of them came to know about the ministry through government officials and 26.67 percent of them through educational institutions. For the remaining 18.33 percent of minority community members got information about Ministry from friends / relatives.

Table 3.290

Source of Awareness about Ministry of Minority of Affairs

Status	% of Minority Community Members		
	Malappuram	Wayanad	Total
Govt Officials	60.00	50.00	55.00
Educational Institutions	20.00	16.67	18.33
Friends /Relatives	20.00	33.33	26.67

ii. Awareness about various schemes

3.15.32 The analysis of the responses of the minority community members regarding awareness about the various schemes revealed that 54.28 percent of the minority community members have awareness about the scheme for empowerment of Muslim institutions. More than 41 percent of the sample minority members covered as part of evaluation study have awareness about the following schemes implemented by the Ministry:-

- a. Metric cum means Scholarship Scheme (41.50%)
- b. Maulana Azad (48.57%)

- c. Free Coaching and Allied Scheme (44.29%)
- d. PM 15 point programme (42.86%)
- e. Term loan Scheme (41.43%)
- f. Micro Finance loan Scheme (41.43%)

3.15.33 Also 38.57 percent each of the sample minority members reported awareness about the about pre-metric scholarship scheme and schemes of NMDFC.

Table 3.291

Awareness about Various Schemes

Schemes		% of Minority Community Members		
		Malappuram	Wayanad	Total
1.	Educational Schemes			
a)	Merit cum means Scholarship	45.71	36.28	41.50
b)	Pre Matric Scholarship	40.00	37.14	38.57
c)	Post Matric Scholarship	34.28	31.42	32.85
d)	Maulana Azad	51.42	45.71	48.57
e)	Free Coaching and Allied Scheme	48.57	40.00	44.29
2.	Empowerment of Muslim institutions	57.14	51.42	54.28
3.	PM 15 point programme	45.71	40.00	42.86
4.	Schemes run by Subordinate Organizations			
a.	Schemes of NMDFC	34.28	42.85	38.57
b.	Term loan Scheme	45.71	37.14	41.43
c.	Micro Finance loan	42.85	40.00	41.43

3.15.34 Even though the minority members surveyed reported awareness about various schemes implemented by the Ministry, it was noticed that only 20 percent of them have availed benefit under any of the schemes of the Ministry. More details are given below.

Table 3.292

Benefit Availed under Schemes

Status	% of Minority Community Members		
	Malappuram	Wayanad	Total
Availed	17.14	22.86	20.00
Not Availed	82.86	77.14	80.00

iii. Awareness about State govt/agencies implementing schemes and separate schemes implemented by state govts.

3.15.35 The awareness level of minority members about the state government departments or agencies implementing schemes of Ministry in Kerala or about the separate schemes run by these departments is observed to be forty percent of the total sample.

Table 3.293

Awareness about State govt/agencies implementing schemes

Status	% of Minority Community Members		
	Malappuram	Wayanad	Total
Aware	42.86	37.14	40.00
Unaware	57.14	62.86	60.00

iv. Awareness about NGO working in the area for creating awareness of programmes of MoMA

3.15.36 Around 43 percent of sample minority members have reported to have heard about the Non Government Organizations (NGOs) working in their area or among community members for creating awareness about the programmes of the Ministry or implementing programmes like Leadership Development Programme/ Free Coaching and Allied Scheme..

Table 3.294

Awareness about NGO

Status	% of Minority Community Members		
	Malappuram	Wayanad	Total
Aware	45.71	40.00	42.86
Non Aware	54.29	60.00	57.14

v. Awareness about Community leaders/Political leader working in the area creating awareness of programmes of MoMA

3.15.37 More than half of the minority members surveyed (54.29%) reported unawareness about community leaders/ political leader working in their area to create awareness about the programmes of Ministry.

Table 3.295

Awareness about Community leaders/Political leader working in the area

Status	% of Minority Community Members		
	Malappuram	Wayanad	Total
Aware	48.57	42.85	45.71
Non Aware	51.43	57.15	54.29

vi. Awareness about Publicity done for the Schemes by MoMA

3.15.38 The survey data indicate that while more than one-fourth of the minority community members (25.71%) have seen advertisements of schemes of MoMA in public offices/places, 15.71 percent of them have heard advertisements through Radio/ AIR. Around 24.29 percent of the members have seen advertisements of MoMA in Doordharsan / TV.

Table 3.296

Awareness about about Publicity done for the Schemes by MoMA

Awareness	% of Minority Community Members					
	Malappuram		Wayanad		Total	
	Aware	Unaware	Aware	Unaware	Aware	Unaware
Doordharsan/TV	28.57	71.43	20.00	80.00	24.29	75.71
Radio/ AIR	17.14	82.86	14.29	85.71	15.71	84.29
Jingles	8.57	91.43	5.71	94.29	7.14	92.86
Public Places / Offices	31.43	68.57	20.00	80.00	25.71	74.29

3.15.39 Some of the suggestions given by the minority community members surveyed to improve the effectiveness of the publicity activities of the Ministry include the following:-

- Create awareness among the minority groups about the schemes through religious institutions
- To organise frequent awareness camps or workshops disseminating information of the schemes implemented by the Ministry as well as state government for the welfare of the minorities
- To print brochure, pamphlet, booklets etc., on various schemes of the Ministry in local languages.
- To give advertisements about the schemes of the Ministry as well as state government schemes in local newspapers and local Television channels.

II. NON GOVERNMENTAL ORGANISATIONS

a. GENERAL PROFILE OF NGOS

3.15.40 A total of three NGO represented by three officials each were covered for collecting data required for the study. The main activities of the NGOs covered under study included the following:-

- Organizing leadership development programmes
- Conducting career guidance camps
- Activities related TB control programme
- Maintaining help desk for self employment activities
- Free Coaching for minority students

3.15.41 The sample NGOs surveyed are working for the welfare of the Muslim minority community and all the NGO representatives belonged to Muslim community. Both the NGOs are registered according to the information provided by their representatives. However, none of them are recognized by or empanelled with or working for the Ministry of Minority Affairs or any other Ministry or the State Government of Kerala.

b. Details of Awareness of NGO

i. Awareness about MoMA

3.15.42 Distribution of the respondents' sample in terms of their awareness regarding Ministry of Minority Affairs reveal that only one NGO representative in Malappuram have adequate awareness about the same. Also the same NGO reported awareness regarding the schemes implemented by MoMA and the government departments or agencies implementing the schemes of the Ministry.

Table 3.297

Details of Awareness of NGO about MoMA

Awareness	% of NGOs		
	Malappuram	Wayanad	Total
MoMA	50.00	0.00	33.33
Schemes of MoMA	50.00	0.00	33.33
Govt Department/Agency implementing schemes of MoMA	50.00	0.00	33.33

3.15.43 The detailed analysis of the awareness level of NGOs regarding the various schemes implemented by the Ministry reveal that one NGO in Malappuram have idea about the all the schemes run by the Ministry.

Table 3.298

Awareness of NGO about various schemes o of MoMA

Schemes	% Awareness of NGOs		
	Malappuram	Wayanad	Total
15 point programme of PM	50.00	0.00	33.33
Educational empowerment programmes/scholarship programmes	50.00	0.00	33.33
Scheme for leadership development of Minority women	50.00	0.00	33.33
Lending Schemes	50.00	0.00	33.33
Maulana Azad Scholarship	50.00	0.00	33.33

ii. Awareness about Community/Political Leader

3.15.44 As regards the awareness of NGOs about any community leader or political leader working in their area for creating awareness about the programmes of the Ministry, all the NGO representatives answered in affirmative to their awareness about the same.

Table 3.299

Details of Awareness of NGO about Community/Political Leader

Awareness	% Awareness of NGOs		
	Malappuram	Wayanad	Total
Community/ Political leaders	100.00	100.00	100.00

iii. Awareness about Publicity Activities of MoMA

3.15.45 With regard to the publicity activities done by the Ministry, the NGO in Malappuram only reported of them being aware of publicity activities of Ministry like advertisements done through Doordharsan/ TV and advertisements in public place/ offices.

Table 3.300

Awareness about Advertisements

Awareness	% Awareness of NGOs		
	Malappuram	Wayanad	Total
Doordharsan/TV	50.00	0.00	33.33
Radio/ AIR	50.00	0.00	33.33
Jingles	0.00	0.00	0.00
Public Places / Offices	50.00	0.00	33.33

3.15.46 The special effort took by the NGOs to bring in more minority community members in their operational area has been noticed to be in the area of organising coaching classes for minority students. This activity had helped in creating awareness within the minority community about the educational schemes of the Ministry giving scholarship for students (pre matric as well as post matric

scholarship schemes). Some of the suggestions given by the NGO representatives for improving the effectiveness of the publicity activities of the Ministry are:-

- Conducting of training programmes or workshops for NGOs working with the minority community to educate them about schemes and activities of the Ministry.
- Organize training of trainers programmes for selected NGOs, who in turn gives training to other NGOs
- Giving financial support to NGOs for organizing awareness camps for the minority community
- Improving networking with information centres at the district level through regular interaction and follow-up meetings.

III. PEOPLES' REPRESENTATIVES

a. General Profile of Peoples' Representatives

3.15.47 It is observed that around 60 percent of the sample peoples' representatives are in the age group of 36 to 50 years and the remaining of them aged between 50 and 65 years (40%).

Table 3.301

Age Profile of Peoples' Representatives

Age Group	% of People Representatives		
	Malappuram	Wayanad	Total
36-50	66.67	50.00	60.00
50-65	33.33	50.00	40.00

3.15.48 All the peoples' representatives covered under survey were males and belonged to Muslim community. As regards the representative status of peoples' representatives surveyed, 80 percent of the samples were Grama Panchayat presidents and the remaining were Members of State Legislative Assembly.

Table 3.302

Representative Status of Peoples' Representatives			
Status	% of People Representatives		
	Malappuram	Wayanad	Total
Panchyat President	66.67	100.00	80.00
State-MLA	33.33	0.00	20.00

B. Details of Awareness of Peoples' Representatives**i. Awareness about Schemes**

3.15.49 The analysis of responses of peoples' representatives about their awareness about various schemes implemented by Ministry indicate that all the peoples' representative surveyed in Kerala have awareness about Free Coaching and Allied scheme implemented by the Ministry. Also 60 percent each of them have awareness about educational empowerment programmes and scholarship programmes and computerization of State Wakf Board schemes of the Ministry.

Table 3.303

Awareness about Schemes- Peoples' Representatives			
Schemes	% of People Representatives(Awareness)		
	Malappuram	Wayanad	Total
Educational empowerment programmes/ scholarship programmes of MoMA	66.67	33.33	60.00
Scheme for leadership development of Minority women	100.00	0.00	20.00
Lending Schemes	50.00	50.00	40.00
15 point programme of PM	50.00	50.00	40.00
Free coaching and Allied Scheme	60.00	40.00	100.00
Maulana Azad Scholarship	50.00	50.00	40.00
Computerization of State Wakf Board	66.67	33.33	60.00

ii. Awareness about State Govt/Agencies implementing schemes and separate schemes implemented by State Govts.

3.15.50 All the peoples' representatives covered as part of the study reported to have awareness about the State Government / Agencies implementing schemes of

Ministry and also about the various separate schemes implemented by state government of Kerala.

iii. Awareness about NGO

3.15.51 As regards the awareness of peoples' representatives about Non Governmental Organisations working in their area for creating awareness about the programmes of the Ministry, 80 percent of them knew about NGOs working in their area for the same purpose. All the NGO officials in Wayanad were aware of NGOs working in their area for the above mentioned purpose.

Table 3.304

Awareness about NGO

Particulars	% of People Representatives		
	Malappuram	Wayanad	Total
Aware	66.67	100.00	80.00
Non Aware	33.33	0.00	20.00

iv. Awareness about Publicity Activities of MoMA

3.15.52 With regard to the awareness of the peoples' representatives about the publicity activities done by the Ministry, 60 percent each of them reported that they have seen advertisements of the schemes of the Ministry in Doordharsan/ TV and in Public Places/ Offices. Also 40 percent each of them have listened to advertisements on Radio/ AIR and heard jingles created for improving the awareness levels about the schemes among the target community.

Table 3.305

Awareness about Advertisements

Awareness	% of People Representatives		
	Malappuram	Wayanad	Total
Doordharsan/TV	66.67	50.00	60.00
Radio/ AIR	33.33	50.00	40.00
Jingles	33.33	50.00	40.00
Public Places / Offices	66.67	50.00	60.00

3.15.53 Some of the suggestions given by the people's representatives for improving the effectiveness of the publicity activities of the Ministry are

- Conducting workshops for people's representatives to educate them about the various schemes of the Ministry and to aid in the inclusion of these schemes in local area development fund for the benefit of the minorities.
- Conducting of training programmes or workshops for NGOs working with the minority community to educate them about schemes and activities of the Ministry.
- Improving interaction and information dissemination from State Govt/ agency implementing schemes of the Ministry.

VII. UNION TERRITORY

3.16 PUDUCHERRY

3.16.1 Puducherry, formerly known as Pondicherry is a Union Territory of India formed out of four enclaves of former French India and named after the largest, Pondicherry. Puducherry, the capital of the territory was once the original headquarters of the French in India. At the 2011 India census, Pondicherry had a population of 675,000. Males constitute 50% of the population and females 50%. Pondicherry has an average literacy rate of 76%, higher than the national average of 59.5%: male literacy is 82%, and female literacy is 71%.

3.16.2 In Puducherry, two districts were covered. The districts and blocks covered in Puducherry and the sample size of stakeholders surveyed in this Zone is given below:-

Table 3.306

Coverage (UT)

Sl. No.	States	Districts	Blocks
North Zone			
1	Pondy cherry	Mahe	Mahe
		Karaikal	Nedungadu
		Mahe	Mahe
		Karaikal	Nedungadu

Sample Covered (UT)

Sl. No.	Particulars	Number
1	State level implementing officials	3
2	People's representative	32
3	Minority community members	124
4	NGOs	1

Deatils of Schemes Implemented in Puducherry

The various schemes of the MoMA which are being implemented in the country are:

- Pre – Metric Scholarship Scheme
- Post Metric Scholarship Scheme
- Merit -cum - MeansScholarship Scheme
- Free Coaching and Allied Scheme
- Moulana Azad National Fellowship for Minority Students
- Moulana Azad Educational Foundation – Grant in Aid to NGOs
- Moulana Azad Education Foundation – Moulana Azad Scholarship for Meritorious Girl Students
- Moulana Azad Education Foundation – Moulana Abdul Kalam Azad Literacy Award
- Scheme for Leadership Development of Minority Women
- Scheme for Computerisation of Record of State WAKAF Board
- Prime Ministers New 15 Point Programme for Minorities
- Central WAKF Council – Grand in Aid Scheme
- Central WAKF Council – Revolving Fund
- Central WAKF Council – Educational Programs
- National Minorities Development and Finance Corporation – Lending Scheme
- National Minorities Development and Finance Corporation – Promotional Scheme

3.16.3 The Department of Social Welfare, Government of Puducherry is the nodal Department in the Union Territory to implement the schemes of MoMA. Most to of the schemes mentioned above are being implemented through this department. The Department has three District level Offices at Puducherry, Karaikkal and Mahe. The Secretary is the Head of the Department while the Director looks after the day to day affairs of the Department. A district Social Welfare Officer is in charge at Karaikkal office while the Mahe Office is having only a Upper Division Clerk to implement the schemes of the department as well as that of the Ministry. The State Wakf Board is in charge of implementing schemes like the Central WAKF Council – Grand in Aid Scheme, Central Wakf Council Revolving Fund and Central WAKF Council – Educational Programs. The head office is situated in Puducherry. The Chief Executive Officer is the Head of the Wakf Board and most of the programmes are coordinated at the state level by the Programme Manager. The lending and promotional schemes of National Minorities Development and Finance Corporation

are being implemented by the Puducherry Minorities Development and Finance Corporation. The Managing Director is the Head of the Corporation.

Year wise Performance of Schemes of MoMA (Physical and Financial Performance)

The year wise performance of the scheme, both physical and financial performance is given below.

Table 3.307
Physical Performance during the Period 2007-08

Scheme	Implementing Agency	No.of Districts Covered	No.of Blocks Covered	No.of Beneficiaries		Percentage Achievement
				Target	Achievement	
McM SS	Department of Social Welfare, Govt. of Puducherry	All districts	All blocks	13	4	31
Term Loan	Minorities Development and Finance Corporation. Puducherry	-Do-	-Do-	--	57	--

Table 3.308
Financial Performance during the Period 2007-08

Scheme	Financial Performance		Percentage Achievement
	Target (Lakhs)	Amount Sanctioned (Rs in Lakhs)	
McM SS	1.00	0.31	31
Term Loan	-	22.50	--

3.16.4 During the period 2007-08, the UT had implemented only two schemes, Merit cum Means Scholarship and distribution of Term Loan from MDFC, Puducherry. In the

case of Merit -cum - Means Scholarship Scheme, the achievement is relatively low with 31 per cent. The financial performance also has a corresponding figure out of the total sanctioned amount of Rs. One lakh. There was no target for providing term loan from MDFC and they had distributed an amount of Rs 22.50 lakhs to fifty seven beneficiaries during this period.

Table 3.309

Physical Performance during the Period 2008-09

Scheme	Implementing Agency	No. of Districts Covered	No. of Blocks Covered	No. of Beneficiaries		Percentage Achievement
				Target	Achievement	
Pre-Mat.SS	Department of Social Welfare, Govt. of Puducherry	All	All	203	177	87
Post-Mat.SS	-Do-	All	All	85	122	144
McM SS	-Do-	All	All	13	6	46
Term Loan	Minorities Development and Finance Corporation. Puducherry	All	All	--	303	--

Table 3.310

Financial Performance during the Period 2008-09

Scheme	Financial Performance		Percentage Achievement
	Target (Lakhs)	Achievement (Lakhs)	
Pre-Mat.SS	5.0	4.36	87
Post-Mat.SS	3.73	5.35	144
McM SS	2.0	0.92	46
Term Loan	--	100	--

3.16.5 During 2008-09, the UT had also provided pre-metric and post-metric scholarships with a physical achievement of 87 per cent and 144 per cent respectively. Merit -cum - Means Scholarship Scheme has continued its low performance with 46 per cent achievement while term loan was provided to 303 beneficiaries. The increased turn out to receive the benefits under the MoMA schemes indicates the increasing awareness among the minority people. This may be due to impact of the awareness campaign initiated.

Table 3.311

Physical Performance during the Period 2009-10

Scheme	Implementing Agency	No. of Districts Covered	No. of Blocks Covered	No. of Beneficiaries		Percentage Achievement
				Target	Achievement	
Pre-Mat.SS	Department of Social Welfare, Govt. of Puducherry	All	All	1015	259	26
Post-Mat.SS	-Do-	All	All	211	98	46
McM SS	-Do-	All	All	13	13	100
MA National Fellowship	-Do-	All	All	4	4	100
Term Loan	Minorities Development and Finance Corporation. Puducherry	All	All	--	311	--

Table 3.312

Financial Performance during the Period 2009-10

Scheme	Financial Performance		Percentage Achievement
	Target (Lakhs)	Achievement (Lakhs)	

Pre-Mat.SS	10.00	2.6	26
Post-Mat.SS	3.00	1.38	46
McM SS	3.00	3.00	100
Term Loan	--	140.00	--

3.16.6 During the year 2009-10, the achievement in beneficiary coverage against the target for the schemes pre and post metric scholarships is low, with 26 and 46 per cent respectively. The reason cited by the authorities is that many applications were rejected because they have not followed the procedures for applying. This necessitates that clear direction along with awareness programme to be provided on the procedures for applying and the requirement of supporting documents. The financial performance of the other scheme – provision of term loan – was found to be good by distributing Rs 140 lakh to 311 beneficiaries.

Table 3.313

Physical Performance during the Period 2010-11

Scheme	Implementing Agency	No. of Districts Covered	No. of Blocks Covered	No. of Beneficiaries		Percentage Achievement
				Target	Achievement	
Pre-Mat.SS	Department of Social Welfare, Govt. of Puducherry	All	All	1355	0	0
Post-Mat.SS	-Do-	All	All	282	333	118
McM SS	-Do-	All	All	13	13	100
MA National Fellowship	-Do-	All	All	8	8	100
Term Loan	Minorities Development and Finance Corporation. Puducherry	All	All	--	443	--

Table 3.314**Financial Performance during the Period 2010-11**

Scheme	Financial Performance		Percentage Achievement
	Target (Lakhs)	Achievement (Lakhs)	
Pre-Mat.SS	3.00	0.0	0
Post-Mat.SS	13.00	15.35	118
McM SS	3.00	3.00	100
Term Loan	--	200	--
Computerisation of Records at_Wakaf Board	--	27.10	--

3.16.7 During the period 2010-11, in addition to the existing schemes, the state had also received Rs. 27.10 lakhs for carrying out the computerisation activities of the state Wakf Board. The Union Territory could not distribute even a single pre – metric scholarship during this year. However, the fund utilisation of post metric scholarship was more than the targeted amount. The UT also distributed term loans worth Rs 200 lakhs for 443 beneficiaries from the minority communities. In the case of Merit Cum Means Scheme the financial achievement was hundred per cent. Thus a variation can be observed in the coverage of beneficiaries for various schemes over the years.

Table 3.315**Physical Performance during the Period 2011-12**

Scheme	Implementing Agency	No.of Districts Covered	No.of Blocks Covered	No.of Beneficiaries		Percentage Achievement
				Target	Achievement	
Pre-Mat.SS	Department of Social	All	All	2302	2345	102

	Welfare, Govt. of Puducherry					
Post-Mat.SS	-Do-	All	All	363	230	63
McM SS	-Do-	All	All	13	19	146
MA National Fellowship	-Do-	All	All	12	12	100
Term Loan	Minorities Developmen t and Finance Corporation. Puducherry	All	All	--	--	--

Table 3.316
Financial Performance during the Period 2011-12

Scheme	Financial Performance		Percentage Achievement
	Target (Lakhs)	Achievement (Lakhs)	
Pre-Mat.SS	30	30.60	102
Post-Mat.SS	10	6.30	63
McM SS	5.0	7.3	146
Term Loan	--	--	--

3.16.8 During the period 2011-12, the UT had not distributed any term loan to minority beneficiaries. During this period, the performance of Pre-metric and Merit cum Means scholarships was very good with more than hundred per cent achievement. The performance of post metric scholarship remained just above average with 63 per cent target achievement.

Table 3.317

Physical Performance during the Period 2012-13

Scheme	Implementing Agency	No.of Districts Covered	No.of Blocks Covered	No.of Beneficiaries		Percentage Achievement
				Target	Achievement	
Pre-Mat.SS	Department of Social Welfare, Govt. of Puducherry	All	All	2709	0	0
Post-Mat.SS	-Do-	All	All	200	0	0
McM SS	-Do-	All	All	39	33	84
MA National Fellowship	-Do-	All	All	16	16	100
Term Loan	Minorities Development and Finance Corporation. Puducherry	All	All	--	316	--

Table 3.318

Financial Performance during the Period 2012-13

Scheme	Financial Performance		Percentage Achievement
	Target (Lakhs)	Achievement (Lakhs)	
Pre-Mat.SS	0	0	0
Post-Mat.SS	0	0	0
McM SS	7.00	5.88	84
Term Loan	--	300	--

3.16.9 During the financial year 2012-13, both pre and post metric scholarship were not distributed in the UT. Merit cum Means scholarship was provided to 33 beneficiaries

against the target of 39 (84%) while Maulana Azad Fellowship was given to 16 students with 4 new fellowships and 12 renewals. An amount of Rs 300 lakhs were distributed as term loan to 316 beneficiaries during this period.

Table 3.319

Physical Performance during the Period 2013-14

Scheme	Implementing Agency	No. of Districts Covered	No. of Blocks Covered	No. of Beneficiaries		Percentage Achievement
				Target	Achievement	
Pre-Mat.SS	Department of Social Welfare, Govt. of Puducherry	All	All	2709	1341	49
Post-Mat.SS	-Do-	All	All	200	301	151
McM SS	-Do-	All	All	39	47	121

Table 3.320

Financial Performance during the Period 2013-14

Scheme	Financial Performance		Percentage Achievement
	Target (Lakhs)	Achievement (Lakhs)	
Pre-Mat.SS	23	11.27	49
Post-Mat.SS	12	18.12	151
McM SS	13	15.73	121

3.16.10 During the period 2013-14, both post- metric and merit cum means scholarships have performed well by covering 151 per cent and 121 per cent beneficiaries respectively. However, the pre-metric scholarships were distributed only to 1341

students against the target of 2709. No other schemes were implemented during this period in the UT.

Publicity Activities Undertaken

- 3.16.11 The main publicity tool is the news - paper coverage. As there is no separate fund for advertisements, the UT used the funds from the administrative heads. It is reported that no other means of publicity is being carried out than the news paper advertisements. The languages used are Tami and English. During the discussions with the officials and the beneficiaries, it is understood that the publicity activities are not being carried out in a systematic and uniform manner. The workshops and seminars organized mainly by the Minorities Development and Finance Corporation have a great role in popularizing the schemes of the Corporation as well as the Ministry of Minority Affairs, Government of India. It is understood from the discussions that the official are not aware of the financial component earmarked for the publicity activities. Hence it is understood that the publicity activities are not being undertaken in a systematic manner.

Conferences/Workshops

- 3.16.12 Awareness conferences and workshops are mainly conducted by the Minorities Development and Finance Corporation, Government of Puducherry. The workshops cover both the schemes of the Corporation and MoMA.

SURVEY FINDINGS

Minority Community members

- 3.16.13 As part of the evaluation, the study team had interviewed the members of the minority community of both Karaikkal and Mahe districts of Union Territory of Pondicherry. The team also had discussions with the officials and the NGO representatives about the schemes and its implementation. In both the districts the study team had interviewed members of Muslim and Christian communities.

The members interviewed include both the beneficiaries of MoMA schemes and the potential beneficiaries. The team also visited educational institutions in both Karaikkal and Mahe for having discussions with the teachers and students regarding the scheme and its implementation. However, the sample covered did not include the schools students.

Profile of the Minority Community Members

- 3.16.14 The beneficiaries include adults and school children eligible to receive scholarship. The members are selected from two districts – Karaikkal and Mahe.

Table 3.321

Profile of the Beneficiaries

Sl.No.	Criteria	(%)
1	Sex	
	Male	30
	Karaikkal	10
	Mahe	49
	Female	70
	Karaikkal	90
	Mahe	51
2	Religion	
	Muslim	72
	Christian	28
3	Occupation	
	Employed	6
	Self Employed	16
	Wage Labourers	36
	No Occupation/House Wife	42
4	BPL Status	74
5	Possession of Adhaar/UID/Election ID	100

- 3.16.15 In the Union Territory of Pondicherry, the beneficiaries interviewed included people belonging to Muslim and Christian communities. Seventy per cent of the interviewed people were females. The involvement of Church and NGOs working close to Churches has created very good awareness among the Christian community their rights and schemes of various Ministries. As a result, they are also very much familiar with the Department of Social Welfare, the Nodal

Department of the Ministry of Minority Affairs, Government of India. However, on further discussions with them, it is understood that they are not exposed to the schemes of the Ministry other than the educational empowerment schemes. Similar is the case with the Muslim community also. The study team visited schools and colleges in Karaikkal districts and schools in Mahe district. The students belong to the minority communities are well aware of the scholarship schemes of the ministry and the UT is following a very systematic approach in getting the applications from the schools for the benefits of the Ministry.

- 3.16.16 Most of the persons interviewed belong to BPL category and they possess the identity card issued by the Government of India. Only twenty two per cent of them were employed, sixteen per cent self-employed, and six per cent government/private employed. Most of the women do not have responsibilities other than house responsibilities. Many of the males were found to be wage labourers (27%).

Awareness Level of Minority Community Members about the Schemes

- 3.16.17 The awareness level of the minority community members on various schemes varies depending upon their level of education. Most of the respondents interviewed belong to BPL categories. It was understood from the interview that most of the members belong to Christian community are well aware of most of the educational schemes. However, the awareness level of members of Muslim community on schemes not at the expected level. Both Karaikkal and Mahe districts have very active NGOs working in the field of education and welfare, especially women and child welfare. It is understood from the discussions with the representatives of these NGOs that they are also very much ignorant about the schemes of MoMA and its implementation. It is also observed that there exists a communication gap in informing the scheme details at levels of the community by the authority. From the discussions with the officials it is also understood that the particulars about the scheme of Moulana Azad Educational Foundation has not

even properly reached among the officials. Moreover, the schemes are being looked after by various agencies in the state and there is not a single Office/Officer responsible for the implementation of these schemes. Moreover, the Nodal department has a very good rapport with the implementing agencies of other schemes like National Minorities Development and Finance Corporation and WKAF Board. However, in U.T. of Pondicherry also there is not a single point of contact that can provide information regarding MoMA schemes. Thus there is an overall lack of coordination and clarity among the officials regarding the scheme implementation as well as among the beneficiaries regarding the schemes they are eligible for.

Awareness on Education Empowerment Schemes

The schemes of the MoMA that focus on education empowerment of the minority community are:

- Pre – Metric Scholarship Scheme
- Post Metric Scholarship Scheme
- Merit -cum - Means Scholarship Scheme
- Free Coaching and Allied Scheme
- Moulana Azad National Fellowship for Minority Students
- Moulana Azad Education Foundation – Moulana Azad Scholarship for Meritorious Girl Students

3.16.18 From the survey conducted among the potential beneficiaries it is understood that only educated minority community members are aware of the scheme details and they are availing the scheme benefits also, especially those belong to Christian community. Most of the respondents, more than 60 per cent, who are not well educated, are not aware of the scheme details and almost all the educated minority community members are well aware of the scheme. So far none of the advertisements released by the Ministry/State has reached at the grass roots level. This indicates that the illiteracy prevailing among the potential beneficiaries may be taken in to consideration while planning the methods/modes and content of the advertisements regarding the schemes. Even though there are education

empowerment schemes, the prevailing child labour and early marriage inhibits the minority community members from availing the benefits, especially among the Muslim community. This necessitates the need for effective IEC activities on the consequences of early marriage, child labour etc.

3.16.19 However, as the process related to educational scholarships is being done through the Department of Education, many students are getting the benefits of the scholarship. Except the educated beneficiaries, others will initiate the process of submission of application only after receiving communication from the department/head master of the school. They won't demand the scholarship as they are not aware about the same. Some of the reasons evolved from the discussions with beneficiaries and officials on the lack of awareness about the scheme include:

- As on date, the State did not receive any separate fund for carrying out IEC activities including the advertisements. If at all there are provisions for fund, the officials are not aware of it.
- The current procedure demands submission of an affidavit in a stamp paper along with the application form by the minority students, which is expensive. They demanded a practice of submitting the application form without the affidavit, as in the case of SC/ST students.
- In many cases, the beneficiaries are not willing to open a bank account as rural arrears do not have enough bank branches. As the benefits are transferred through the bank account, the officials are finding it difficult to implement the scheme.
- Both the districts have active SHGs operating in the fields of welfare and development. However, they are found to be completely unaware of the scheme details of MoMA. As functional and active SHGs can be used as a medium of communication for implementing various welfare/development schemes, separate awareness generation campaigns may be organized for SHGs.

3.16.20 All this indicates that clarity on the funds that can be used for advertisements is required among the officials. The literacy level of the recipient is also to be taken in to consideration while designing mode of advertisements and its contents.

Awareness about other Schemes

Besides educational empowerment schemes, there are various schemes of MoMA, that are being implemented in the Union Territory. This includes:

- Moulana Azad Educational Foundation – Grant in Aid to NGOs
- Moulana Azad Education Foundation – Moulana Abdul Kalam Azad Literacy Award
- Scheme for Leadership Development of Minority Women
- Scheme for Computerisation of Record of State WAKAF Board
- Prime Ministers New 15 Point Programme for Minorities
- Central WAKAF Council – Grand in Aid Scheme
- Central WAKAF Council – Revolving Fund
- Central WAKAF Council – Educational Programs
- National Minorities Development and Finance Corporation – Lending Scheme
- National Minorities Development and Finance Corporation – Promotional Scheme

Table 3.322

Awareness about the Schemes of MoMA other than Educational Empowerment Schemes

Sl.No	Scheme	Aware (%)
1	Moulana Azad Educational Foundation – Grant in Aid to NGOs	10.00
2	Moulana Azad Education Foundation – Moulana Abdul Kalam Azad Literacy Award	8.00
3	Scheme for Leadership Development of Minority Women	6.00
4	Scheme for Computerisation of Record of State WAKAF Board	9.00
5	Prime Ministers New 15 Point Programme for Minorities	38.00
6	Central WAKAF Council – Grand in Aid Scheme	13.00
7	Central WAKAF Council – Revolving Fund	9.00
8	Central WAKAF Council – Educational Programs	19.00
9	National Minorities Development and Finance Corporation – Lending Scheme	33.00
10	National Minorities Development and Finance Corporation – Promotional Scheme	21.00

(Source: Compiled from Primary data)

3.16.21 Compared to the educational empowerment schemes, the awareness level of the minority community members about the other schemes is very poor except on the Prime Ministers New 15 Point Programme for Minorities. As none of the NGOs in the UT has organized any programmes of the Ministry, the awareness level of the potential beneficiaries on schemes is relatively low. However, it is noticed that many of the respondents are aware of activities of National Minorities Development and Finance Corporation. It is understood from the discussions with the officials of the Corporation that they had conducted a number of workshops and seminars to popularize their lending schemes. This is the reason for the relatively better awareness among the potential beneficiaries about the schemes of MoMA being implemented by the National Minorities Development and Finance Corporation. It is seen that about thirty three per cent, next only to Prime Ministers New 15 Point Programme for Minorities, of the respondents are aware of the Corporation's activities. The Prime Ministers New 15 Point Programme for Minorities cover housing, women and child development, credit schemes, poverty alleviation initiatives, housing, Multi Sectoral Development Programme (MSDP) and various other schemes aiming at the welfare of the minority communities is popular among thirty eight per cent of the respondents. There are also beneficiaries who had availed the benefits but not aware about the scheme. The awareness about the schemes for WAKAF Council schemes is relatively poor.

3.16.22 As the schemes like housing, drinking water facility and infrastructure for schools are reaching to the people, they are aware about this. The case of educational scholarship also has the same impact. However, it is understood that (Table 1.2), the awareness level needs to be improved further. As some people are aware about MSDP because of the display on the asset created, various promotional activities suitable to each scheme may be developed so that the information reaches the people and society at large. When the society becomes more aware about the scheme, more people will approach the authorities to avail the scheme benefits. All these discussions call for strengthening the advertisement activities.

Awareness about the Agencies Implementing the Scheme

3.16.23 The beneficiaries, especially the illiterate members are not aware of the agencies implementing different schemes. There is also a lack of clarity regarding the process of applying for various schemes and the contact point. They have suggested establishing a help desk point at the GP office or at the office of the implementing agencies.

Awareness about NGO working in the Area

3.16.24 The NGOs in the UT are mainly working in the fields of social welfare and education upgradation. However, the NGOs did not have any experience in working with the Ministry of Minority Affairs. As a result, they are not aware of the schemes of the Ministry and its guidelines. As most of the NGOs are acting on many socially relevant areas, they are popular among the community members. The Officials may utilize the popular base of the NGOs to spread the awareness about the schemes of the Ministry.

Awareness Level of Political Leaders

3.16.25 The Team had discussions with the elected PRI members. Majority of them are aware of the Pre metric and Post metric scholarship schemes. The awareness level of PRI members on the various schemes is given in the following Table.

Table 3.323

Awareness Level of Political Leaders about the Schemes of MoMA

Sl.No	Scheme	Aware (%)
1	Pre – Metric Scholarship Scheme	71.00
2	Post Metric Scholarship Scheme	71.00
3	Merit -cum - Means Scholarship Scheme	31.00
4	Free Coaching and Allied Scheme	23.00
5	Moulana Azad National Fellowship for Minority Students	21.00
6	Moulana Azad Education Foundation – Moulana Azad Scholarship for Meritorious Girl Students	22.00
7	Moulana Azad Educational Foundation – Grant in Aid to NGOs	18.00

8	Moulana Azad Education Foundation – Moulana Abdul Kalam Azad Literacy Award	14.00
9	Scheme for Leadership Development of Minority Women	12.00
10	Scheme for Computerisation of Record of State WAKAF Board	12.00
11	Prime Ministers New 15 Point Programme for Minorities	61.00
12	Central WAKAF Council – Grand in Aid Scheme	7.00
13	Central WAKAF Council – Revolving Fund	11.00
14	Central WAKAF Council – Educational Programs	13.00
15	National Minorities Development and Finance Corporation – Lending Scheme	23.00
16	National Minorities Development and Finance Corporation – Promotional Scheme	21.00

3.16.26 Other than pre and post metric scholarship schemes, the most familiar scheme is the Prime Ministers New 15 Point Programme for Minorities. It is to be noted that the awareness level of PRI members from Mahe district is much more than that of the PRI members from Karaikkal district. Even though they are familiar with the MSDP scheme, they are ignorant about the eligibility criteria and the guide lines. Only about ten per cent of the PRI members/political leaders are aware about “Scheme for Leadership Development of Minority Women”.

3.16.27 The discussions with the PRI members had revealed that majority (79%) of them did not get any training during their tenure. Moreover, none of the PRI members are aware of the scheme particulars and their guidelines. This call for conducting a Training Needs Assessment among the PRI members and suitable training may be imparted to them. In addition to routine training, the PRI members may also be made aware of the schemes being announced and the guidelines.

NGOs Involvement in the Activity

3.16.28 As part of the study, the team had interactions with NGOs engaged in the activities related to minority welfare. The NGOs are mainly involved in the following activities.

- Vocational Training Programme
- Entrepreneurship Development Programme

- Awareness programme on Education, Child Marriage and Environment, HIV prevention
- Sanitation Promotion Programmes
- Watershed Development Programmes.

3.16.29 It is informed that the NGOs are not involved in the schemes of MoMA and they are working for the welfare of the minority community without involving the activities of the Ministry. This seems to be a great gap as far as the scheme implementation is concerned.

Awareness about the Agencies Implementing the Scheme

3.16.30 The NGOs are aware about the State level implementing agencies of various schemes. However, it is understood that they are not fully aware of all the schemes of MoMA. Among the schemes of MoMA, the NGOs are aware of only educational empowerment programmes for which they do not have much role to play. However, the NGO representatives had informed that they have noticed some news paper advertisements about the schemes. They are also getting information from the official web sites of the Ministry. Moreover, as the NGOs are participating in various workshops organized by various departments, they are getting some information. None of the NGOs had attended any workshops organized as part of scheme promotion by the Ministry/Nodal Department.

4. AWARENESS, IMPACT AND RECOMMENDATIONS ON THE SCHEME

Awareness about the Scheme

- 4.1 The major findings pertaining to the awareness on Ministry of Minority Affairs, schemes implemented for the minority communities and related matters are explained below. These findings were arrived by consolidating the observations made in field survey conducted in the twelve States and one Union Territory as part of the evaluation study.

MINORITY COMMUNITY MEMBERS

Awareness on Ministry of Minority of Affairs

- 4.2 The study reveals that a significant majority of the minority community members (72.66%) surveyed were not aware about the Ministry of Minority Affairs. Further, the major sources of awareness were found to be the educational institutions and the Government officials. The other sources of awareness reported were religious institutions, grama sabhas, PRIs, etc. More details regarding this are included in the Table 4.1.

Table 4.1
Major Sources of Awareness

Sl. No.	Status	Average (in %)
1	Govt. Officials	31.62
2	Educational Institutions	41.81
3	Friends	19.08
4	Religious organisations	2.45
5	Grama Sabha	3.27
6	Awareness camps	2.86
7	PRI	5.71

Awareness on Various Schemes for the Minorities

- 4.3 Another important aspect in the study was to assess the awareness level of minority schemes among the minority community members. Majority of the schemes were found to be having more or less equal awareness level among the minority community members. The table given below gives more details (Table 4.2).

Table 4.2
Awareness about Various Schemes for the Minorities

Sl. No.	Schemes	Average (in %)
I	Educational Schemes	
1	Merit cum means Scholarship	38.19
2	Pre - Matric Scholarship	38.39
3	Post - Matric Scholarship	37.08
4	Maulana Azad	35.43
5	Free Coaching and Allied Scheme	34.85
II	Empowerment of Muslim Institutions	28.76
III	PM 15 point programme	42.81
IV	Schemes run by Subordinate Organizations -	
1	Schemes of NMDFC	38.31
2	Term Loan Scheme	40.51
3	Micro Finance Loan	37.58

Awareness on NGOs and Community leaders/Political leader

- 4.4 Regarding the awareness of minority community members about the NGOs and community/political leaders who are working in the respective areas for creating awareness of schemes of MoMA, around 31 percent were aware about NGOs and 43 percent were aware about the community/political leaders.

Awareness on Advertisements in Media

- 4.5 The survey reveals that the minority community members were aware on advertisements pertaining to the schemes implemented for them, though the awareness level were not promising. Around 28 percent of them have seen

advertisements at public places, while 26 percent have heard advertisements in All India Radio.

Table 4.3

Awareness on Advertisements in Media

Sl. No.	Advertisements	Average (in %)
1	Doordharsan/TV	20.26
2	Radio/ AIR	26.12
3	Jingles	10.21
4	Public Places/Offices	28.01

NON GOVERNMENT ORGANISATIONS (NGOs)

Awareness on Ministry of Minority of Affairs and Schemes

- 4.6 As part of the evaluation study, NGOs were covered in sample States and the data elicited from the NGOS reveals that most of the NGOs were aware on the Ministry and the schemes implemented for the minority communities. As in the case of minority community members, the education empowerment schemes were found to be having most awareness level.

Table 4.4

Awareness on Ministry of Minority of Affairs and Schemes

Sl. No.	Awareness	Average (in %)
1	MoMA	76.39
2	Schemes of MoMA	80.56
3	Govt Department/Agency implementing schemes of MoMA	80.56

Awareness on Publicity Activities of MoMA

- 4.7 Of the NGOs who were aware about the Ministry and their schemes, majority of NGOs have noticed the publicity activities through Doordarshan/TV and

advertisement in public places/offices. The other sources of publicity activities were found to be radio, jingles and news papers. The details are given in table.

Table 4.5
Awareness on Publicity Activities of MoMA

Sl. No.	Awareness	Average (in %)
1	Doordharsan/TV	88.89
2	Radio/ AIR	22.22
3	Jingles	16.67
4	Newspaper	16.67
5	Public Places / Offices	95.83

PEOPLES' REPRESENTATIVES

Awareness on Schemes

- 4.8 Apart from minority community members and NGOs, people's representatives were also covered in the study. Most of the people's representatives surveyed were aware of the various schemes of the MoMA, but the knowledge level among them was observed to be poor. Most of them do not know the exact procedures to avail the benefits under scheme. Of the various schemes, educational empowerment schemes were found to be having most awareness level. More details are given in table 4.6.

Table 4.6
Awareness on Schemes

Sl. No.	Schemes	Average (in %)
1	Educational empowerment programmes/ scholarship programmes of MoMA	50.27
2	Scheme for leadership development of Minority women	32.98
3	Lending Schemes	37.40
4	15 point programme of PM	32.87
5	Free coaching and Allied Scheme	41.82

6	Maulana Azad Scholarship	27.04
7	Computerization of State Wakf Board	19.64

Awareness about State Govt. /Agencies and NGOs

- 4.9 Information elicited from the people's representatives to assess their awareness level on various State Government Departments/agencies and NGOs who have been working in the implementation of minority schemes as well as other schemes. The responses reveals that a significant percent of them (24.64%) were not aware of the department s/agencies. It is also revealed that around 43 percent of the people's representatives were not aware of any NGOs who are associated with the minority schemes.

Awareness on Publicity Activities of MoMA

- 4.10 Effort was made to elicit information regarding the awareness level of people's representatives with respect to the publicity activities of Ministry of Minority Affairs. Doordarshan and public places were found to be having the most awareness level. Details are given in table 4.7.

Table 4.7

Awareness on Publicity Activities of MoMA

Sl. No.	Awareness	Average (in %)
1	Doordharsan/TV	56.67
2	Radio/ AIR	38.33
3	Jingles	19.52
4	Public Places/Offices	46.43

Impact of the Scheme

- 4.11 The impact of the scheme of 'Research/Studies, Monitoring and Evaluation of Development Schemes including Publicity' is tried to assess by considering the following two factors:

1. Increase in number of beneficiaries of the Schemes of the Ministry
2. Increase in the Number of Schemes/Programmes of the Ministry and

The impact of the scheme based on the above two factors are detailed below:

1. Increase in the Number of Beneficiaries of the Schemes of Ministry

4.12 Physical as well as financial performance of following Schemes are analysed in detail for assessing the impact of 'Research/Studies, Monitoring and Evaluation of Development Schemes including Publicity':

- Pre-matric Scholarship Scheme
- Post-matric scholarship scheme
- Maulana Azad Education Foundation Scholarship Scheme and
- Free Coaching and Allied Scheme

4.13 As Ministry has started the effective implementation of the scheme of 'Research/Studies, Monitoring and Evaluation of Development Schemes including Publicity' from 2008-09, the physical as well as financial performance of the scholarship schemes from 2008-09 is studied in detail. The physical as well as financial performance of the scheme is given in the following table. It is clear from the table that the performance of the schemes, both in financial as well as physical front has shown remarkable improvement over years. Reasons for this can be:

1. The effective implementation of the publicity activities
2. Corrective steps taken by Ministry taking the inputs from the Monitoring and Evaluation Studies taken-up during 2008-09 to 2012-13.

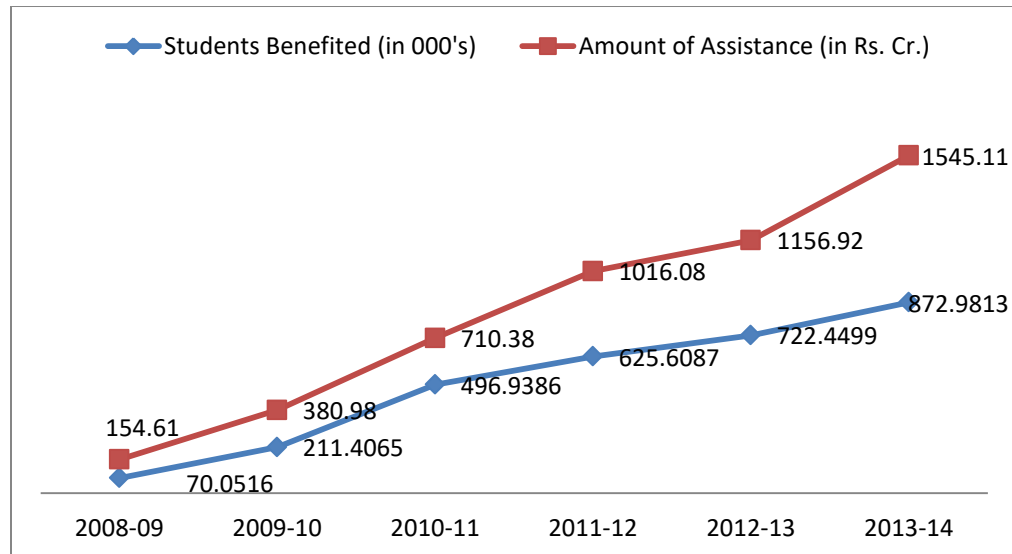
Table 4.8

Performance of Schemes from 2008-09 to 2013 -14

Scheme	2008-09		2009-10		2010-11		2011-12		2012-13		2013-14	
	Phy.*	Fin.**	Phy.*	Fin.**	Phy.*	Fin.**	Phy.*	Fin.**	Phy.*	Fin.**	Phy.*	Fin.**
Pre-matric Scholarship Scheme	512.66	62.21	1729.08	202.94	4421.57	446.25	5528.56	615.47	6436.98	786.19	7794.19	963.70
Post-matric scholarship scheme	170.27	70.63	364.39	148.74	525.64	228.97	701.95	362.99	755.64	326.55	890.47	515.56
Maulana Azad Education Foundation Scholarship Scheme	12.06	14.48	15.07	18.08	17.33	20.79	17.70	21.64	25.16	30.19	35.16	42.19
Free Coaching and Allied Scheme	5.52	7.29	5.53	11.22	4.85	14.37	7.88	15.98	6.72	13.99	10.00	23.66
TOTAL	700.52	154.61	2114.07	380.98	4969.39	710.38	6256.09	1016.08	7224.50	1156.92	8729.81	1545.11

* Physical Performance in 1000's of Students/

** Financial Performance in Rs. Cr.

Chart 4.1**Physical and Financial Performance of Schemes**

2. Increase in the Number of Schemes and Programmes of Ministry

- 4.14 Since its formation, the Ministry was implementing programmes for the welfare of minority communities in the Country. During the initial years, the number of schemes operated by Ministry was eight. After getting valuable inputs from its research activities along with the requirements minority community, who got awareness about the ministry and its programmes through its publicity activities, the Ministry has increased number of programmes to seventeen under eight major heads. Apart from these, a lot of new initiatives like 'Nalanda Project' and Minority 'Cyber Gram'.
- 4.15 The research activities, initiated during 2008-09, enabled the Ministry in eliminating cumbersome procedures and unwanted delays in the execution as well as benefit distribution to the targeted population. These researches also helped in formulating new schemes/programmes in order to address the issues that were not addressed previously.
- 4.16 The increased awareness through various publicity activities enabled the target population to attain knowledge on various schemes and programmes of the Ministry. This has enabled them to know more about the Scholarship Programmes, which in turn decreased the dropout rates of students from minority communities.

Other Observations

- 4.17 Though a lot of minority schemes have been implementing through out the country from 2007-08 onwards, the minority community members are not much aware on these schemes except educational empowerment programmes. The programmes which were having maximum awareness are Pre-Matric and Post- Matric Scholarships schemes. This is due to the more coverage of these schemes and also

due to the initiatives by the educational institutions to enroll maximum students for availing scholarships.

- 4.18 A lot of programmes/activities have been undertaken by the State level implementing departments/agencies. Both print as well as audio and visual media have been utilized by these departments/agencies for popularizing the schemes. However, it is observed that all these efforts were not in a comprehensive manner.
- 4.19 Efforts were made by the State level departments/agencies to print brochures, pamphlets and booklets of the schemes in the local languages so as to cover maximum coverage.
- 4.20 Illiteracy of the minority people was found to be a problem in every State, which restrains them from understanding the advertisement of the schemes through the print media.
- 4.21 Almost all States reported the lack of sufficient fund for the publicity activities.
- 4.22 It is reported that the PRI members have not received formal training regarding the schemes during their tenure.
- 4.23 Some of the minority community members opined that they can not afford the cost of application forms for availing the benefit under scholarship scheme.
- 4.24 In Uttar Pradesh there is little role of Non Government Organisations (NGOs) in organizing awareness programmes/campaigns of minority schemes in the State. It is reported that the Directorate is not participating any NGO in this regard.
- 4.25 It is also reported that in Uttar Pradesh the shortage of man power in District Offices affects the publicity building initiatives of the minority schemes. Currently a District Minority Welfare Officer and two or three clerical staff are positioned in the District Offices.

Recommendations

4.26 Based on the discussions with the officials and beneficiaries and other stake holders in the sample States, it is understood that the awareness level of the minority community members about the various schemes need further improvement. The following suggestions are made to improve the awareness level.

- ❖ A comprehensive effort for publicity programmes is required
- ❖ Annual media plan to be prepared by the implementing agencies
- ❖ The media and language may be selected on the basis of the literacy level of the members of the minority community members
- ❖ As there are regional variations in the languages spoken and literacy level, the regional aspects may also be considered while preparing media plan
- ❖ Use of hoardings, banners, etc. may be increased
- ❖ Street plays with respect to the publicity activities can be exploited
- ❖ Social media like facebook and twitter may be exploited
- ❖ The SMS facility may be utilized for popularising the schemes
- ❖ Separate committess including principals of educational institutions, religious institutions, PRI members, social workers may be formed for mobilising the publicity initiatives
- ❖ The implementing officials may be given training on the schemes of MoMA and the guidelines about the schemes. In addition to their routine programmes, scheme specific training may be imparted
- ❖ The elected PRI members may also be given suitable training on the scheme guidelines, Panchayat Raj Act, duties and responsibilities of elected PRI members, etc.
- ❖ The active SHGs may be used as a media for communicating the scheme details to the members. The information through the SHGs will help to reach the message to a large number of people.
- ❖ The support of NGOs may be utilized in creating awareness among the minority communities regarding the various schemes. As the NGOs are involved in various

training programmes, and also implementing the scheme “Leadership Development of Minority Women”, under Nai Roshni, NGOs can be used as a media.

- ❖ The implementing departments are not aware of the fund that can be utilized for publicity activities. Therefore clear guidelines may be issued indicating the per cent of money that can be used for advertisement activities.
- ❖ Sufficient funds may be provided to the implementing departments/agencies also to carry out the IEC activities.
- ❖ Open information centres/ Help desk at the district offices to provide information regarding the schemes
- ❖ As the elected PRI members are not aware of the schemes of MoMA, suitable IEC activity may be designed and implemented. The elected PRI members are constantly in touch with the Rural Development Department. Therefore if the IEC activities are carried out through the Rural Development Department, it will reach to the elected PRI members and the coverage will be wide.
- ❖ Conduct regular awareness camps in Panchayat/ block levels